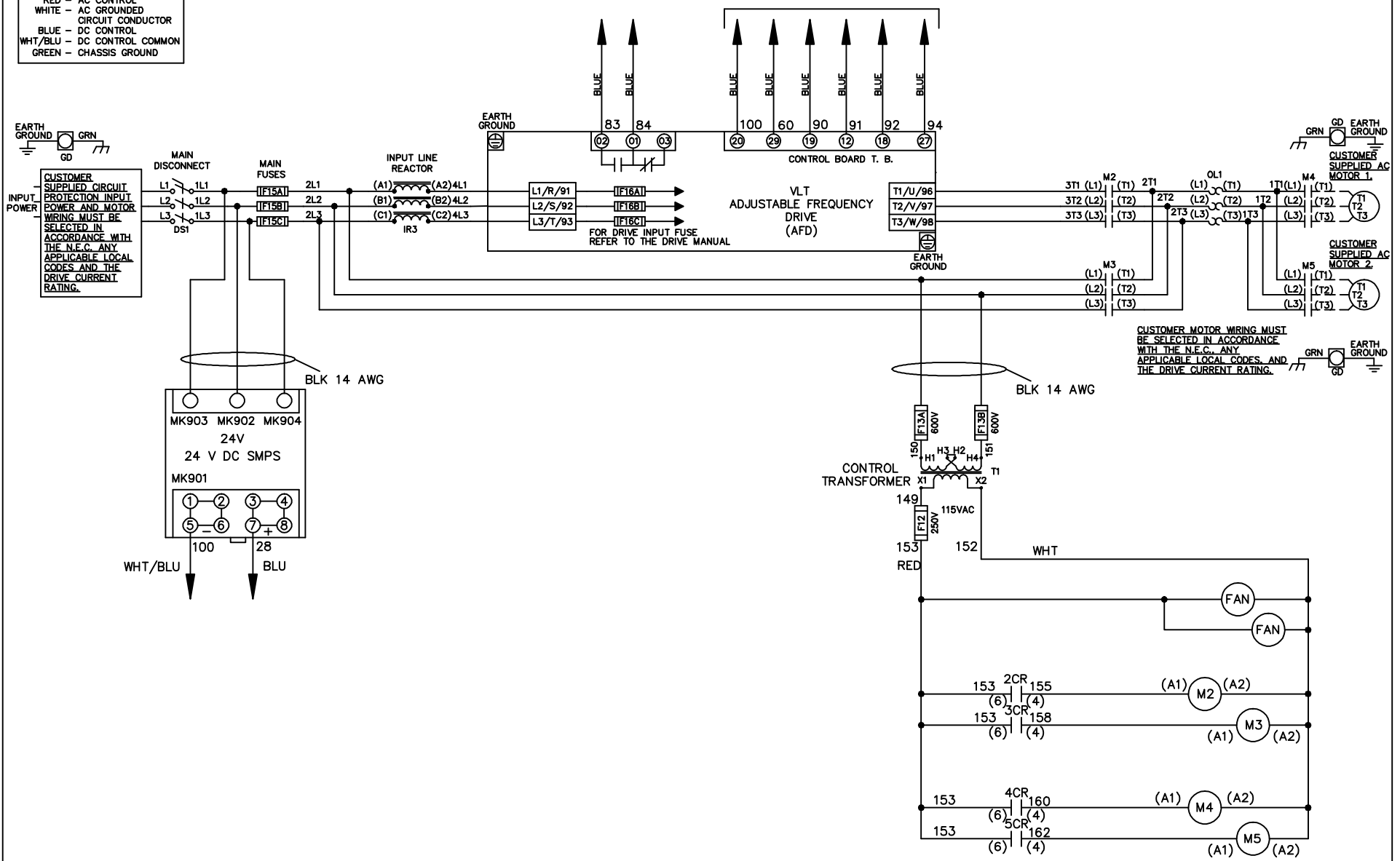


**WIRE COLOR SCHEME**  
 BLACK - LINE VOLTAGE  
 RED - AC CONTROL  
 WHITE - AC GROUNDED  
 CIRCUIT CONDUCTOR  
 BLUE - DC CONTROL  
 WHT/BLU - DC CONTROL COMMON  
 GREEN - CHASSIS GROUND

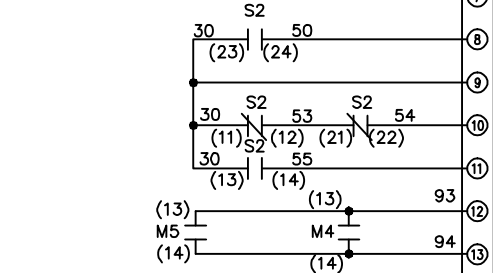
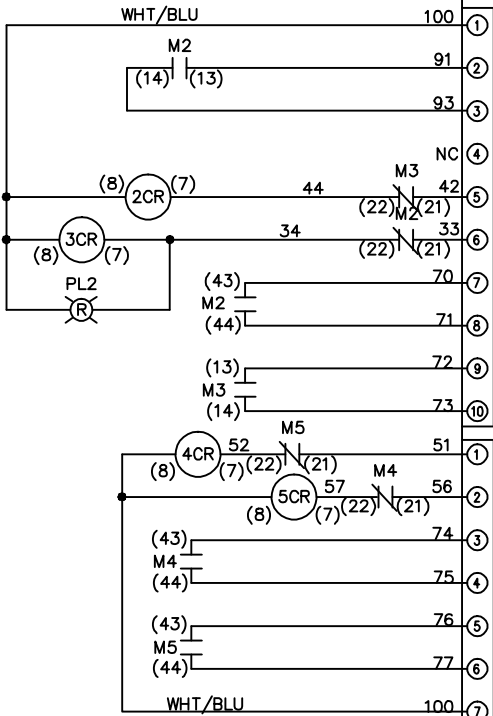
\* ALL CONTROL WIRES ARE BLUE EXCEPT WHERE NOTED. TO ELECTROMECHANICAL RELAY BOARD



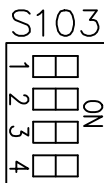

			-NOTICE-		DRN JNW 2/8/07		NAME460 VOLT,2C,MAIN DISC ,MAIN FUSE,EMB2,FRAME D1-D2 ,REACTOR,CMS		THE TRANE COMPANY A DIVISION OF AMERICAN STANDARD INC.	
A	SP08061	10/08	THIS DRAWING IS PROPRIETARY AND SHALL NOT BE COPIED OR ITS CONTENTS DISCLOSED TO OUTSIDE PARTIES WITHOUT THE WRITTEN CONSENT OF THE TRANE COMPANY			APR	MODEL	PAGE 1 OF 2	SIZE A	DWG NO. 174U7375
REV	ECN	DATE								

REV	A	ECON	DATE	DRN JNW	APR	MODEL	PAGE 2 OF 2	SIZE	DWG NO.
	SP08066	10/08		2/14/07				A	174U7375
THIS DRAWING IS PROPRIETARY AND SHALL NOT BE COPIED OR ITS CONTENTS DISCLOSED TO OUTSIDE PARTIES WITHOUT THE WRITTEN CONSENT OF THE TRANE COMPANY				NAME 460 VOLT, 2C, MAIN DISC , MAIN FUSE, EMB2, FRAME D1-D2 , REACTOR, CMS			THE TRANE COMPANY A DIVISION OF AMERICAN STANDARD INC.		

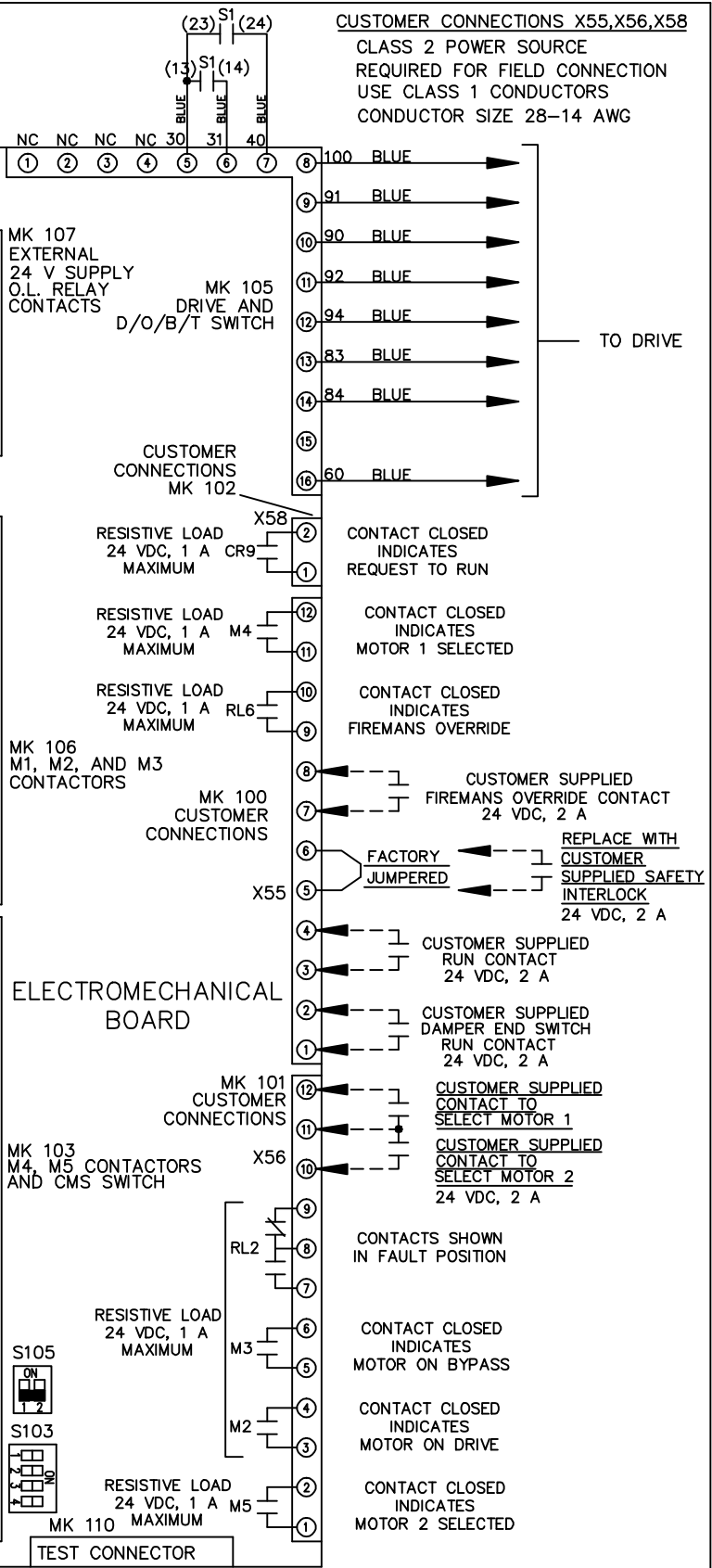
CONTACT	POSITION	DRIVE	OFF	BYPASS
13-14				X
23-24		X		



CONTACT	POSITION	MOTOR 1	AUTO	MOTOR 2
11-12		X	X	
13-14				X
21-22			X	
23-24		X		



**CUSTOMER SETTING**  
 AUTOMATIC BYPASS TIME SELECT  
 ONLY # 1 ON 30 SECONDS  
 ONLY # 2 ON 60 SEC.  
 ONLY # 3 ON 300 SEC  
 ALL ON 15 SEC.  
 ALL OFF NO AUTO BYPASS (FACTORY DEFAULT)



CUSTOMER CONNECTIONS X55, X56, X58  
 CLASS 2 POWER SOURCE  
 REQUIRED FOR FIELD CONNECTION  
 USE CLASS 1 CONDUCTORS  
 CONDUCTOR SIZE 28-14 AWG

-NOTICE-