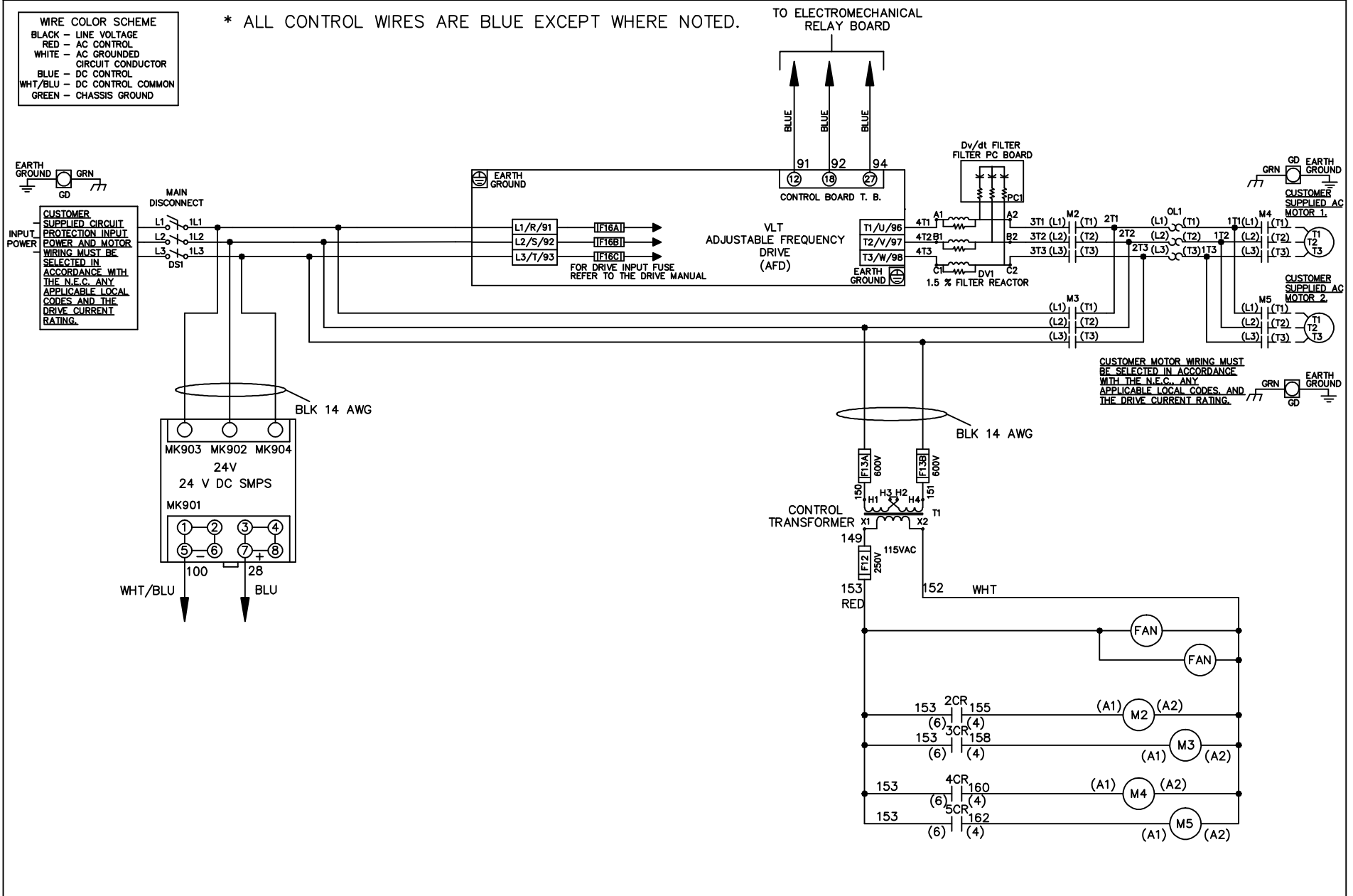


WIRE COLOR SCHEME	
BLACK	- LINE VOLTAGE
RED	- AC CONTROL
WHITE	- AC GROUND
	- CIRCUIT CONDUCTOR
BLUE	- DC CONTROL
WHT/BLU	- DC CONTROL COMMON
GREEN	- CHASSIS GROUND

\* ALL CONTROL WIRES ARE BLUE EXCEPT WHERE NOTED.



			-NOTICE-		DRN JNW 2/14/07		NAME460 VOLT,2C,MAIN DISC ,DRIVE FUSE,EMB1,FRAME D1-D2 ,DVDT,CMS		THE TRANE COMPANY A DIVISION OF AMERICAN STANDARD INC.		
A	SP08061	10/08	THIS DRAWING IS PROPRIETARY AND SHALL NOT BE COPIED OR ITS CONTENTS DISCLOSED TO OUTSIDE PARTIES WITHOUT THE WRITTEN CONSENT OF THE TRANE COMPANY			APR	MODEL	PAGE 1 OF 2	SIZE A	DWG NO.	174U7451
REV	ECN	DATE									

REV	ECN	DATE
A	SP08066	10/08

CONTACT SEQUENCE CHART FOR S1		POSITION	
CONTACT	DRIVE	OFF	BYPASS
13-14			X
23-24	X		

CONTACT SEQUENCE CHART FOR S2		POSITION	
CONTACT	MOTOR 1	AUTO	MOTOR 2
11-12	X	X	
13-14			X
21-22			X
23-24	X		

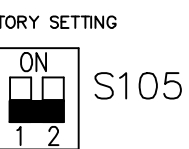
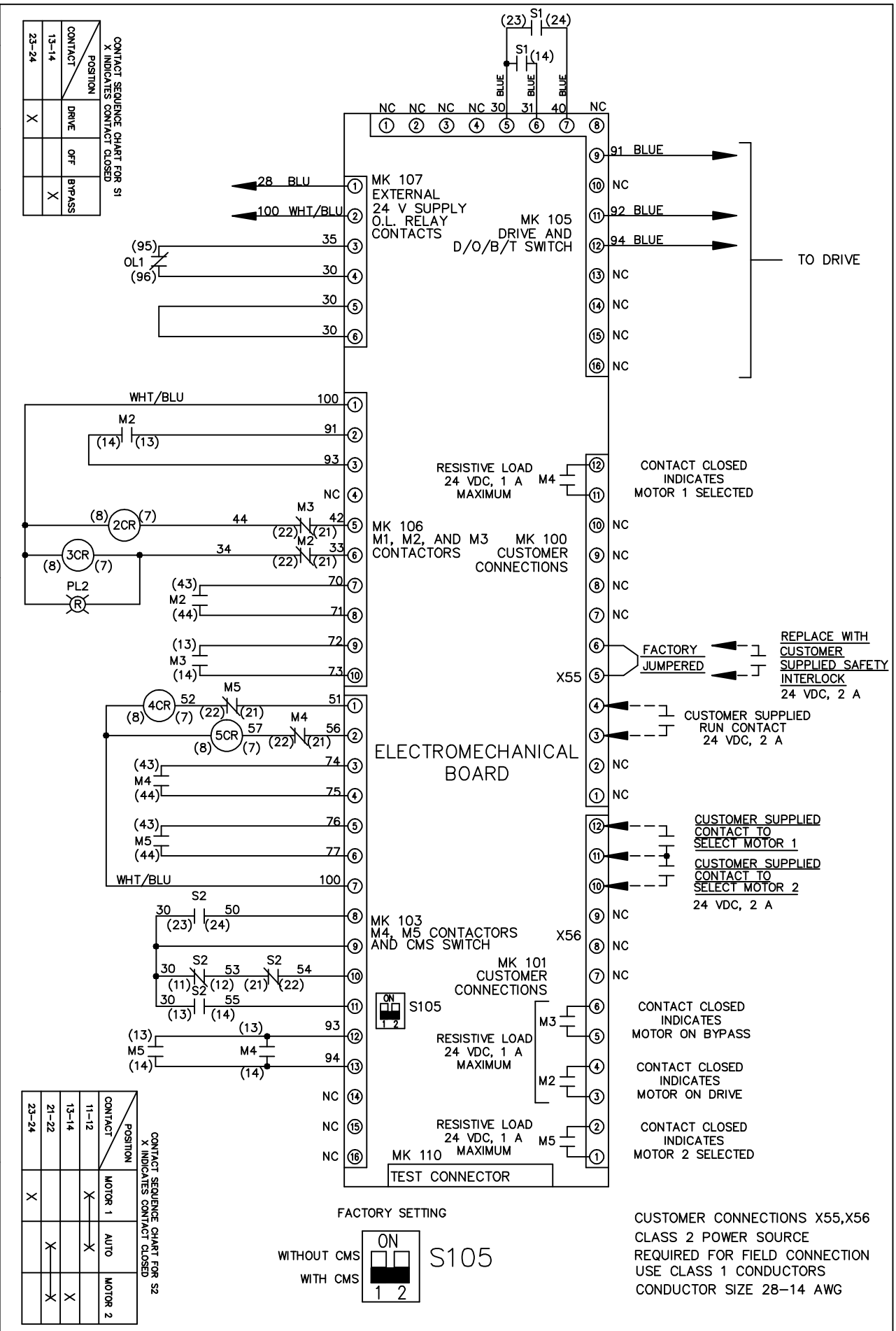
-NOTICE-

THIS DRAWING IS PROPRIETARY AND SHALL NOT BE COPIED OR ITS CONTENTS DISCLOSED TO OUTSIDE PARTIES WITHOUT THE WRITTEN CONSENT OF THE TRANE COMPANY

DRN JNW  
2/14/07  
APR

NAME 460 VOLT, 2C, MAIN DISC  
, DRIVE FUSE, EMB1, FRAME D1-D2  
, DVD1, CMS

MODEL  
PAGE 2 OF 2  
SIZE A  
DWG NO. 174U7451



CUSTOMER CONNECTIONS X55, X56  
CLASS 2 POWER SOURCE  
REQUIRED FOR FIELD CONNECTION  
USE CLASS 1 CONDUCTORS  
CONDUCTOR SIZE 28-14 AWG

THE TRANE COMPANY  
A DIVISION OF  
AMERICAN STANDARD INC.