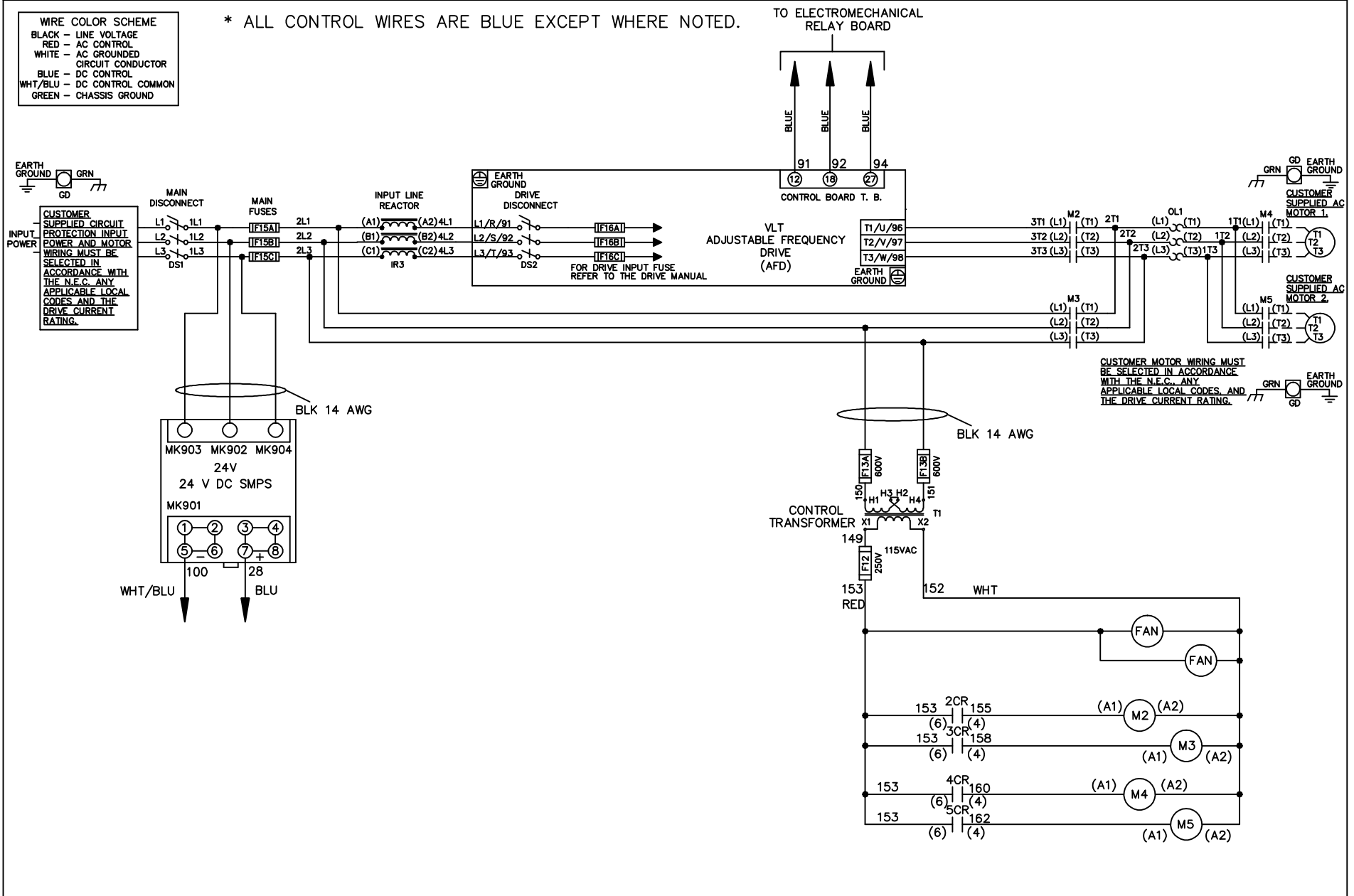


WIRE COLOR SCHEME	
BLACK	- LINE VOLTAGE
RED	- AC CONTROL
WHITE	- AC GROUND
	- CIRCUIT CONDUCTOR
BLUE	- DC CONTROL
WHT/BLU	- DC CONTROL COMMON
GREEN	- CHASSIS GROUND

* ALL CONTROL WIRES ARE BLUE EXCEPT WHERE NOTED.



-NOTICE-

THIS DRAWING IS PROPRIETARY AND SHALL NOT BE COPIED OR ITS CONTENTS DISCLOSED TO OUTSIDE PARTIES WITHOUT THE WRITTEN CONSENT OF THE TRANE COMPANY

DRN JNW
2/14/07
APR

NAME460 VOLT,2C,MAIN&DRIVE DISC
,MAIN FUSE,EMB1,FRAME D1-D2
,REACTOR,CMS

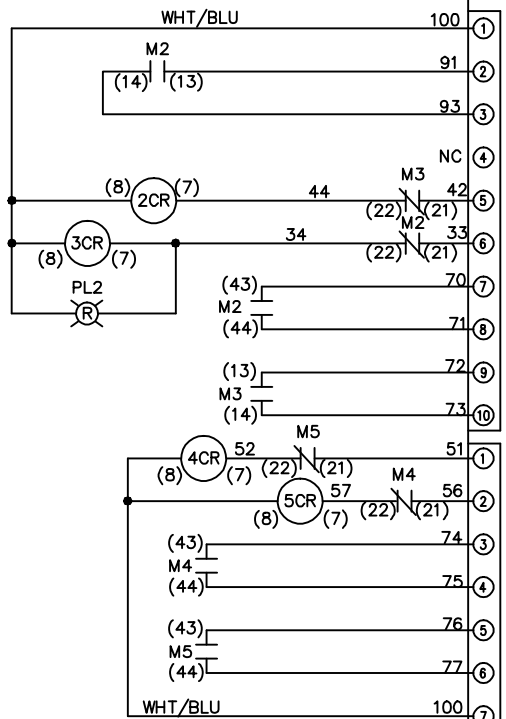
THE TRANE COMPANY
A DIVISION OF
AMERICAN STANDARD INC.

A	SP08061	10/08
REV	ECN	DATE

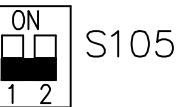
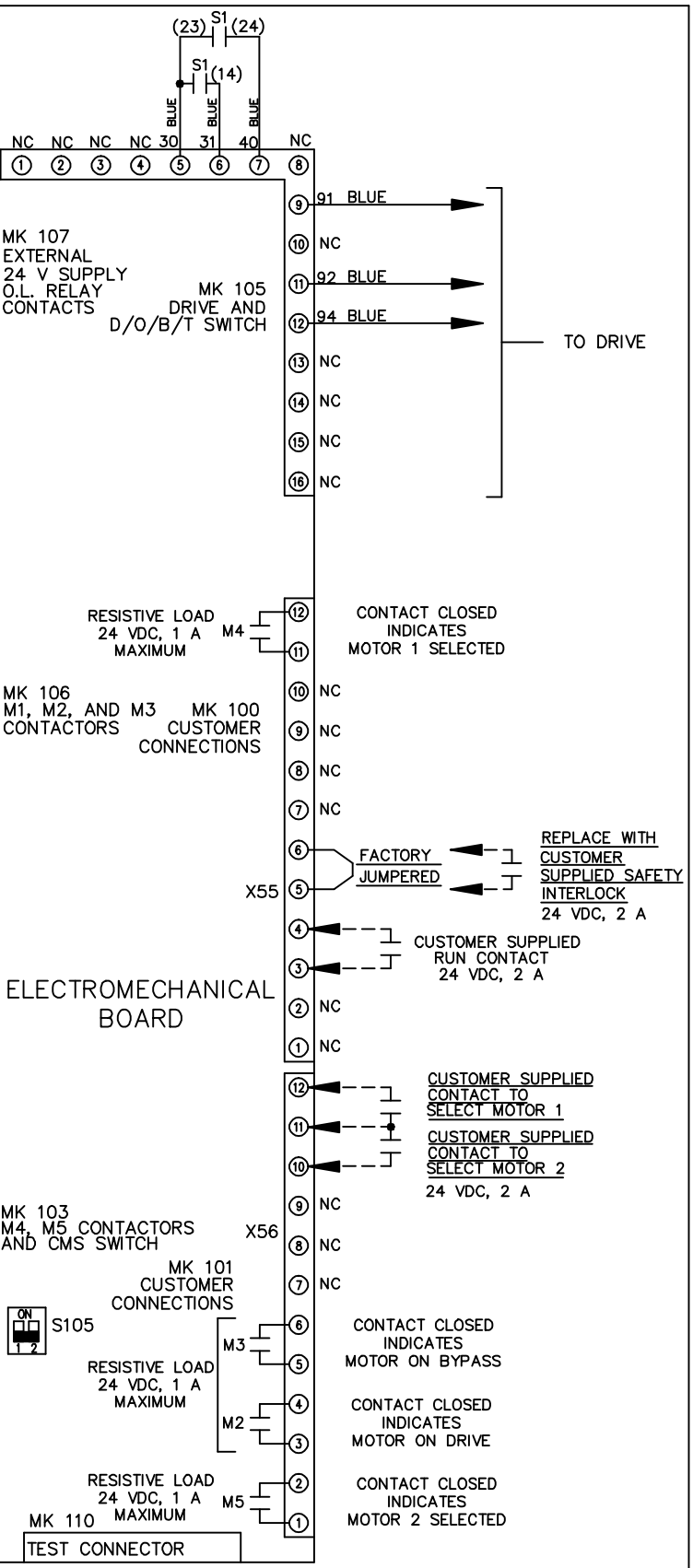
MODEL PAGE 1 OF 2 SIZE A DWG NO. 174U7459

REV	ECN	DATE
A	SP08066	10/08

CONTACT SEQUENCE CHART FOR S1		POSITION	
CONTACT	DRIVE	OFF	BYPASS
13-14			X
23-24	X		



CONTACT SEQUENCE CHART FOR S2		POSITION	
CONTACT	MOTOR 1	AUTO	MOTOR 2
11-12	X	X	
13-14			X
21-22			X
23-24	X		



-NOTICE-

THIS DRAWING IS PROPRIETARY AND SHALL NOT BE COPIED OR ITS CONTENTS DISCLOSED TO OUTSIDE PARTIES WITHOUT THE WRITTEN CONSENT OF THE TRANE COMPANY

DRN JNW
2/14/07
APR

NAME 460 VOLT, 2C, MAIN & DRIVE DISC
, MAIN FUSE, EMB1, FRAME D1-D2
, REACTOR, CMS

MODEL
PAGE 2 OF 2
SIZE A
DWG NO. 174U7459

THE TRANE COMPANY
A DIVISION OF
AMERICAN STANDARD INC.