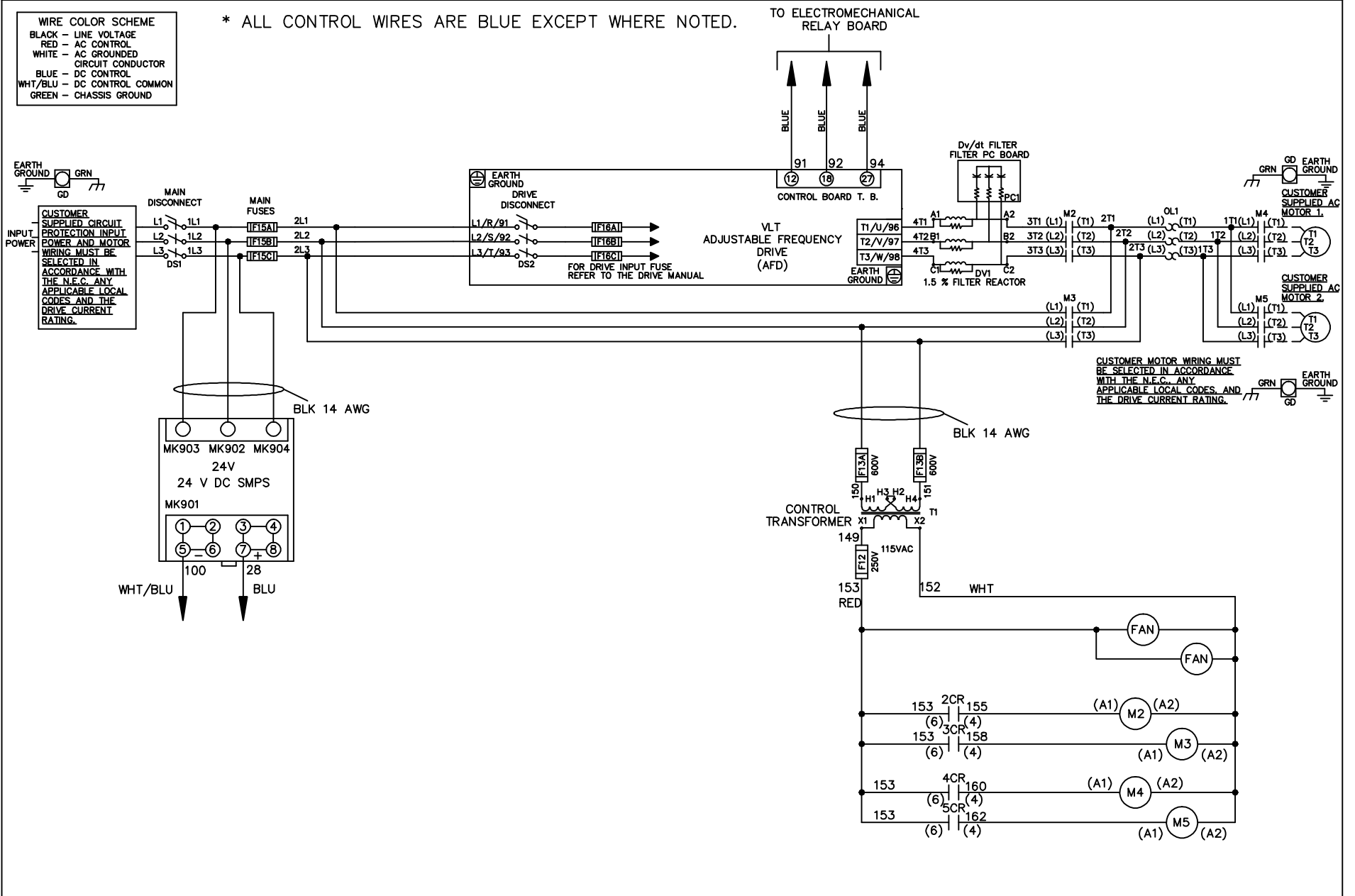


- WIRE COLOR SCHEME**
- BLACK - LINE VOLTAGE
 - RED - AC CONTROL
 - WHITE - AC GROUNDED
 - CIRCUIT CONDUCTOR
 - BLUE - DC CONTROL
 - WHT/BLU - DC CONTROL COMMON
 - GREEN - CHASSIS GROUND

* ALL CONTROL WIRES ARE BLUE EXCEPT WHERE NOTED.



-NOTICE-

THIS DRAWING IS PROPRIETARY AND SHALL NOT BE COPIED OR ITS CONTENTS DISCLOSED TO OUTSIDE PARTIES WITHOUT THE WRITTEN CONSENT OF THE TRANE COMPANY

DRN JNW
2/14/07

APR

NAME460 VOLT,2C,MAIN&DRIVE DISC
,MAIN FUSE,EMB1,FRAME D1-D2
,DVDT,CMS

MODEL

PAGE 1 OF 2

SIZE A

DWG NO.

THE TRANE COMPANY
A DIVISION OF
AMERICAN STANDARD INC.

174U7460

A	SP08061	10/08
REV	ECN	DATE

REV	ECN	DATE
A	SP08066	10/08

CONTACT SEQUENCE CHART FOR S1		X INDICATES CONTACT CLOSED	
POSITION	CONTACT	DRIVE	OFF BYPASS
13-14			X
23-24		X	

-NOTICE-

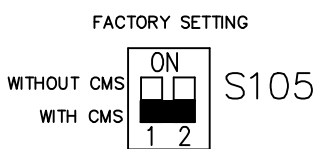
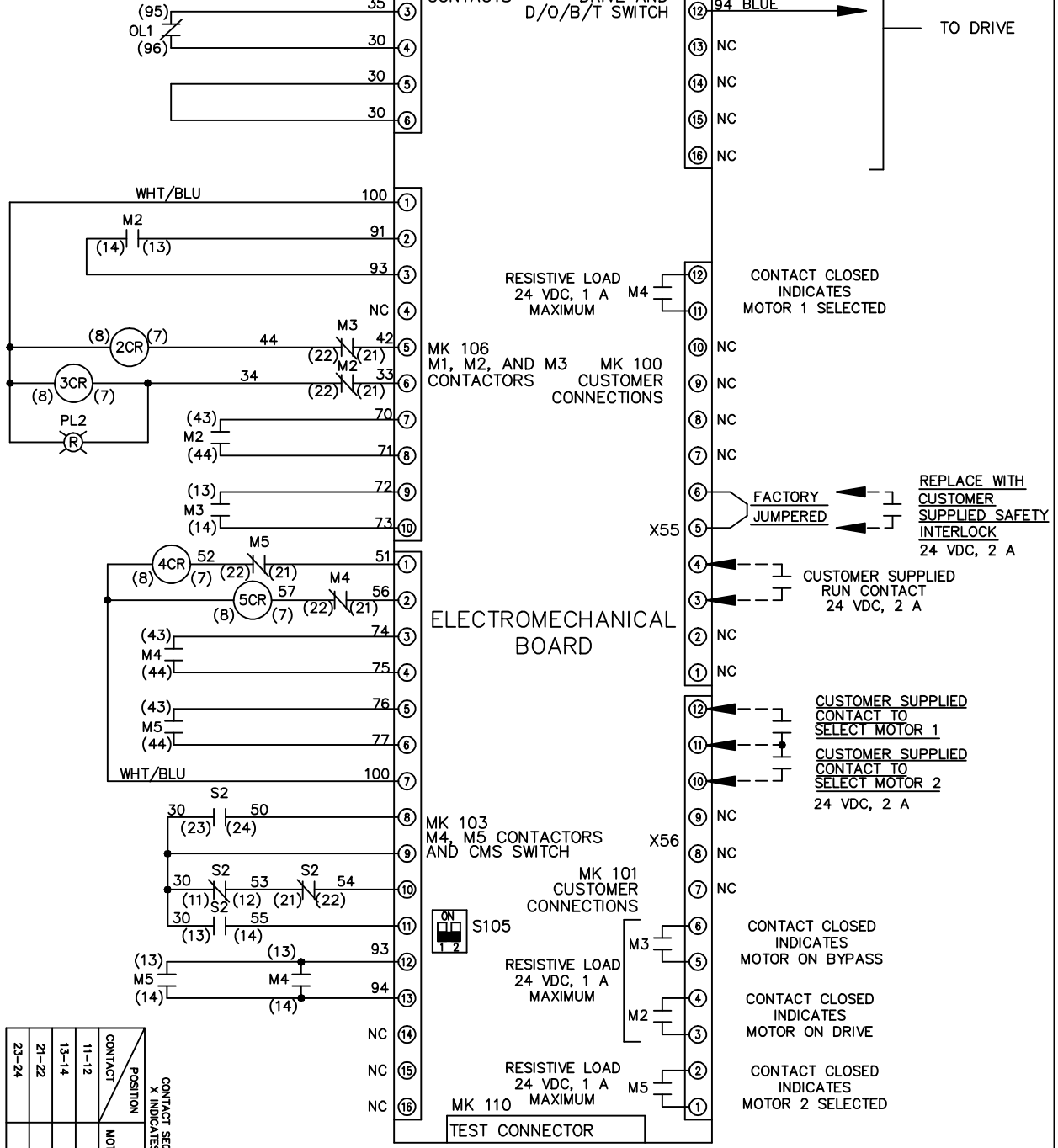
THIS DRAWING IS PROPRIETARY AND SHALL NOT BE COPIED OR ITS CONTENTS DISCLOSED TO OUTSIDE PARTIES WITHOUT THE WRITTEN CONSENT OF THE TRANE COMPANY

DRN JNW
2/14/07
APR

NAME 460 VOLT, 2C, MAIN & DRIVE DISC
, MAIN FUSE, EMB1, FRAME D1-D2
, DVD1, CMS

MODEL
PAGE 2 OF 2
SIZE A
DWG NO. 174U7460

CONTACT SEQUENCE CHART FOR S2		X INDICATES CONTACT CLOSED	
POSITION	CONTACT	MOTOR 1	MOTOR 2
11-12		X	
13-14			X
21-22		X	
23-24			X



CUSTOMER CONNECTIONS X55, X56
CLASS 2 POWER SOURCE
REQUIRED FOR FIELD CONNECTION
USE CLASS 1 CONDUCTORS
CONDUCTOR SIZE 28-14 AWG

THE TRANE COMPANY
A DIVISION OF
AMERICAN STANDARD INC.