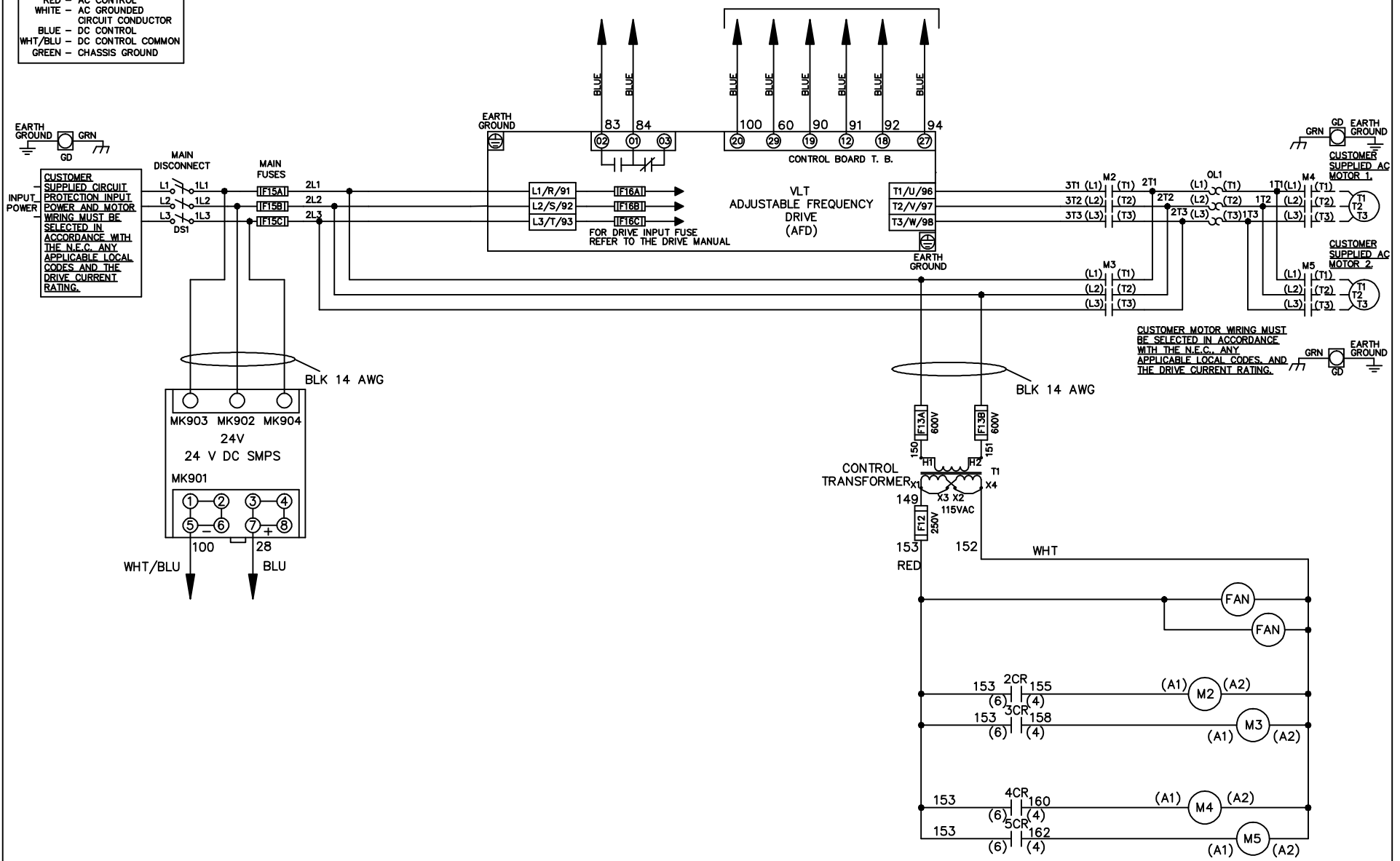


WIRE COLOR SCHEME
 BLACK - LINE VOLTAGE
 RED - AC CONTROL
 WHITE - AC GROUND
 BLUE - DC CONTROL
 WHT/BLU - DC CONTROL COMMON
 GREEN - CHASSIS GROUND

* ALL CONTROL WIRES ARE BLUE EXCEPT WHERE NOTED. TO ELECTROMECHANICAL RELAY BOARD



CUSTOMER MOTOR WIRING MUST BE SELECTED IN ACCORDANCE WITH THE N.E.C. ANY APPLICABLE LOCAL CODES AND THE DRIVE CURRENT RATING.

-NOTICE-

THIS DRAWING IS PROPRIETARY AND SHALL NOT BE COPIED OR ITS CONTENTS DISCLOSED TO OUTSIDE PARTIES WITHOUT THE WRITTEN CONSENT OF THE TRANE COMPANY

DRN JNW
2/8/07

NAME600 VOLT,2C,MAIN DISC
 ,MAIN FUSE,EMB2,FRAME D1-D2
 ,NO REACTOR & DVDT,CMS

THE TRANE COMPANY
 A DIVISION OF
 AMERICAN STANDARD INC.

A	SP08061	10/08
REV	ECN	DATE

APR

MODEL

PAGE 1 OF 2

SIZE A

DWG NO.

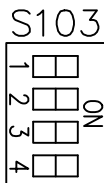
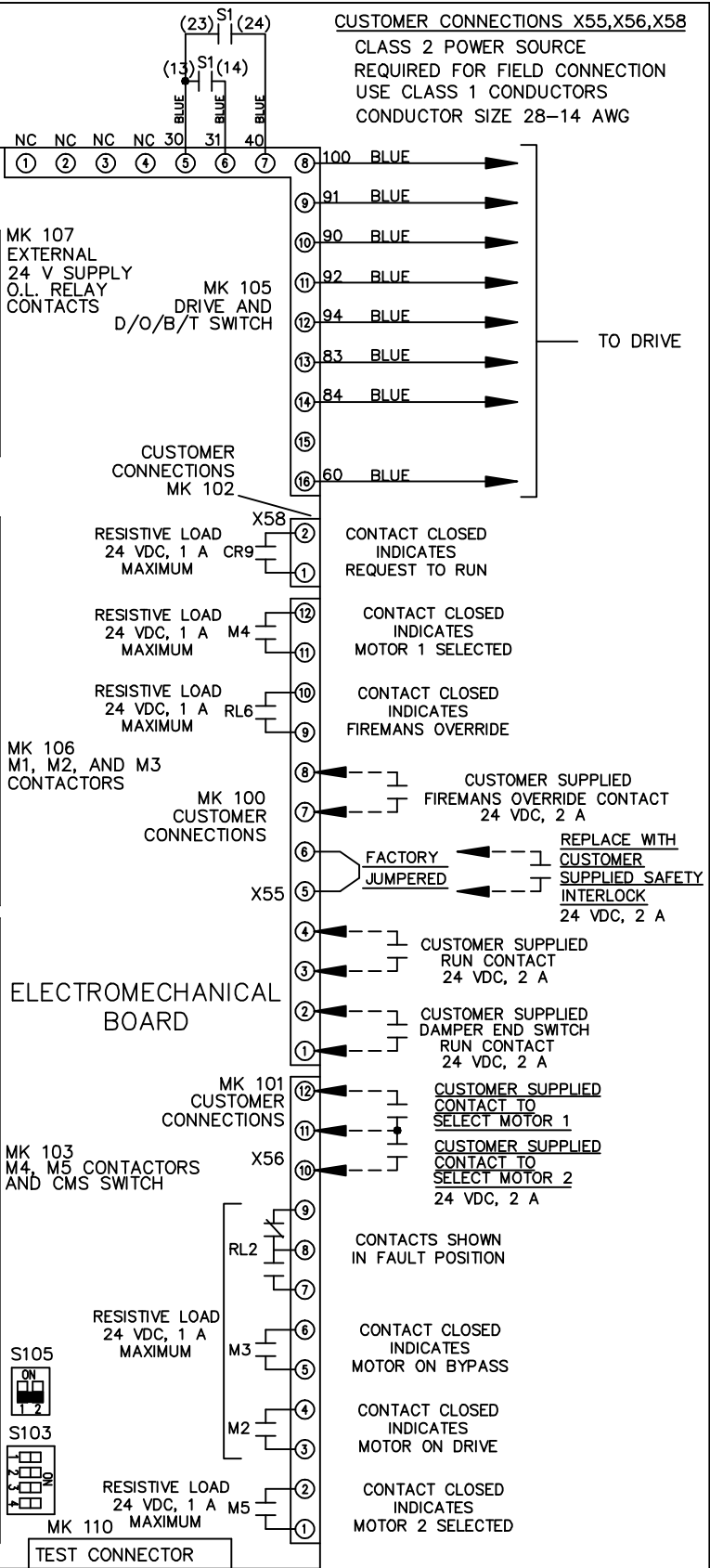
174U7611

REV	ECON	DATE	DRN JNW	APR	MODEL	PAGE 2 OF 2	SIZE A	DWG NO.
A	SP08066	10/08	2/14/07		NAME 600 VOLT, 2C MAIN DISC , MAIN FUSE, EMB2 FRAME D1-D2 , NO REACTOR & DVDI, CMS	2	A	174U7611
THIS DRAWING IS PROPRIETARY AND SHALL NOT BE COPIED OR ITS CONTENTS DISCLOSED TO OUTSIDE PARTIES WITHOUT THE WRITTEN CONSENT OF THE TRANE COMPANY			-NOTICE-			THE TRANE COMPANY A DIVISION OF AMERICAN STANDARD INC.		

CONTACT	POSITION
13-14	DRIVE
23-24	OFF
	BYPASS
	X



CONTACT	POSITION
11-12	MOTOR 1
13-14	MOTOR 2
21-22	
23-24	
	X



CUSTOMER CONNECTIONS X55, X56, X58
CLASS 2 POWER SOURCE
REQUIRED FOR FIELD CONNECTION
USE CLASS 1 CONDUCTORS
CONDUCTOR SIZE 28-14 AWG

TO DRIVE

REPLACE WITH CUSTOMER SUPPLIED SAFETY INTERLOCK 24 VDC, 2 A

CONTACTS SHOWN IN FAULT POSITION

CUSTOMER SETTING

AUTOMATIC BYPASS TIME SELECT
ONLY # 1 ON 30 SECONDS
ONLY # 2 ON 60 SEC.
ONLY # 3 ON 300 SEC
ALL ON 15 SEC.
ALL OFF NO AUTO BYPASS (FACTORY DEFAULT)