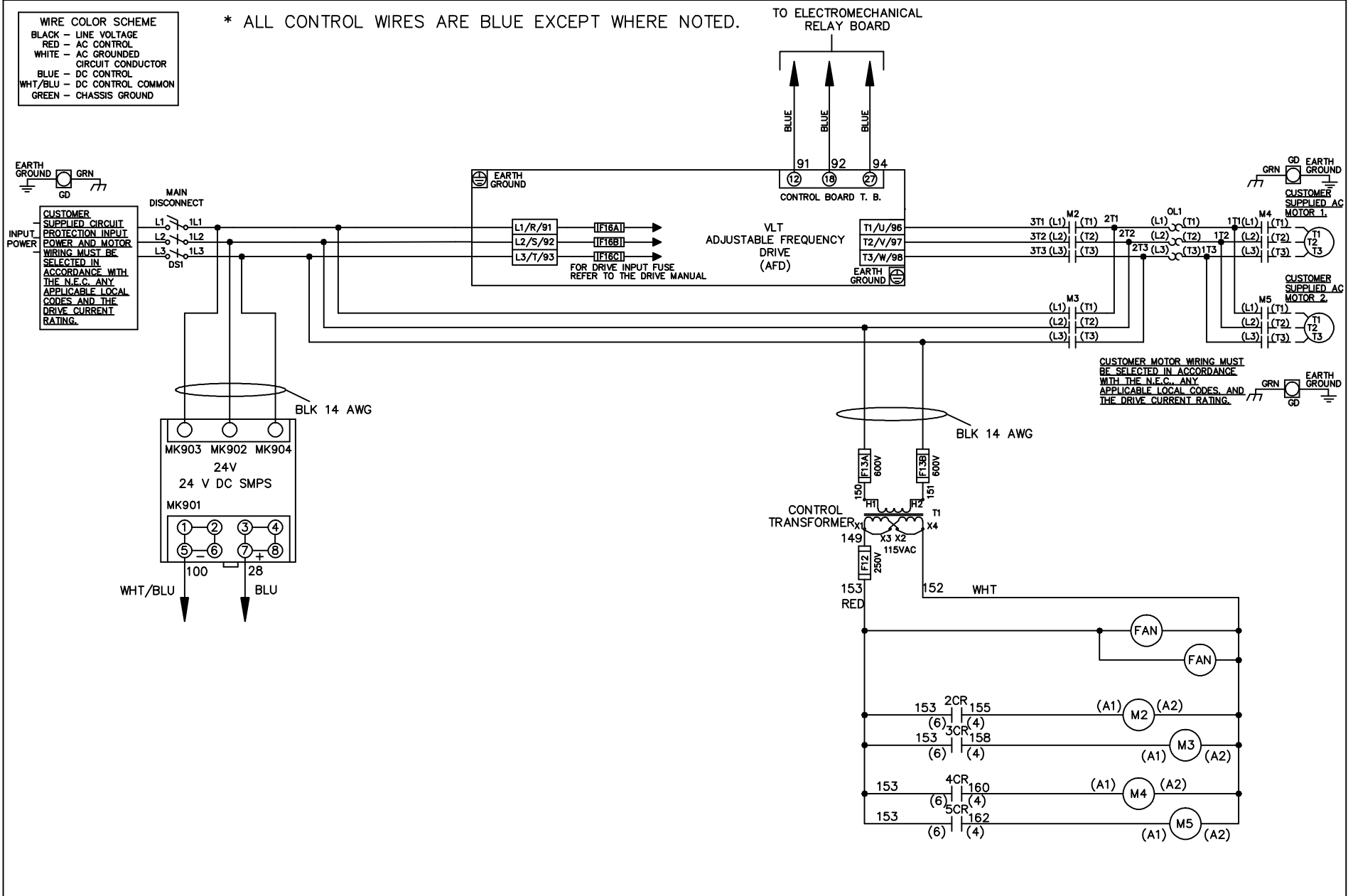


WIRE COLOR SCHEME	
BLACK	- LINE VOLTAGE
RED	- AC CONTROL
WHITE	- AC GROUNDED
BLUE	- DC CONTROL
WHT/BLU	- DC CONTROL COMMON
GREEN	- CHASSIS GROUND

* ALL CONTROL WIRES ARE BLUE EXCEPT WHERE NOTED.



-NOTICE-

THIS DRAWING IS PROPRIETARY AND SHALL NOT BE COPIED OR ITS CONTENTS DISCLOSED TO OUTSIDE PARTIES WITHOUT THE WRITTEN CONSENT OF THE TRANE COMPANY

DRN JNW
2/14/07

APR

NAME600 VOLT,2C,MAIN DISC
,DRIVE FUSE,EMB1,FRAME D1-D2
,NO REACTOR & DVDT,CMS

MODEL

PAGE 1 OF 2

SIZE A

DWG NO.

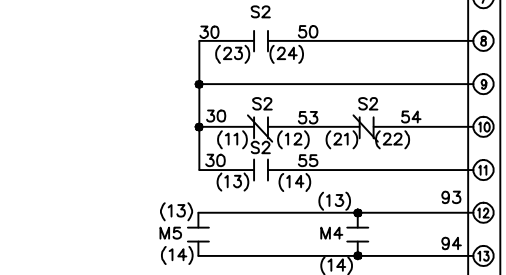
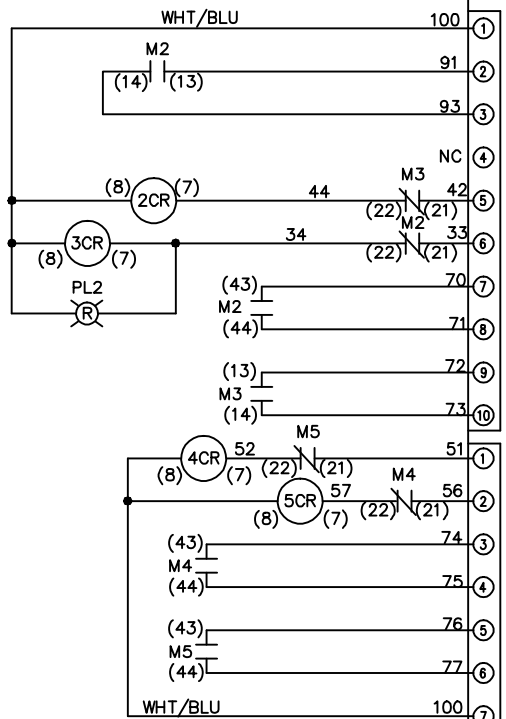
THE TRANE COMPANY
A DIVISION OF
AMERICAN STANDARD INC.

174U7686

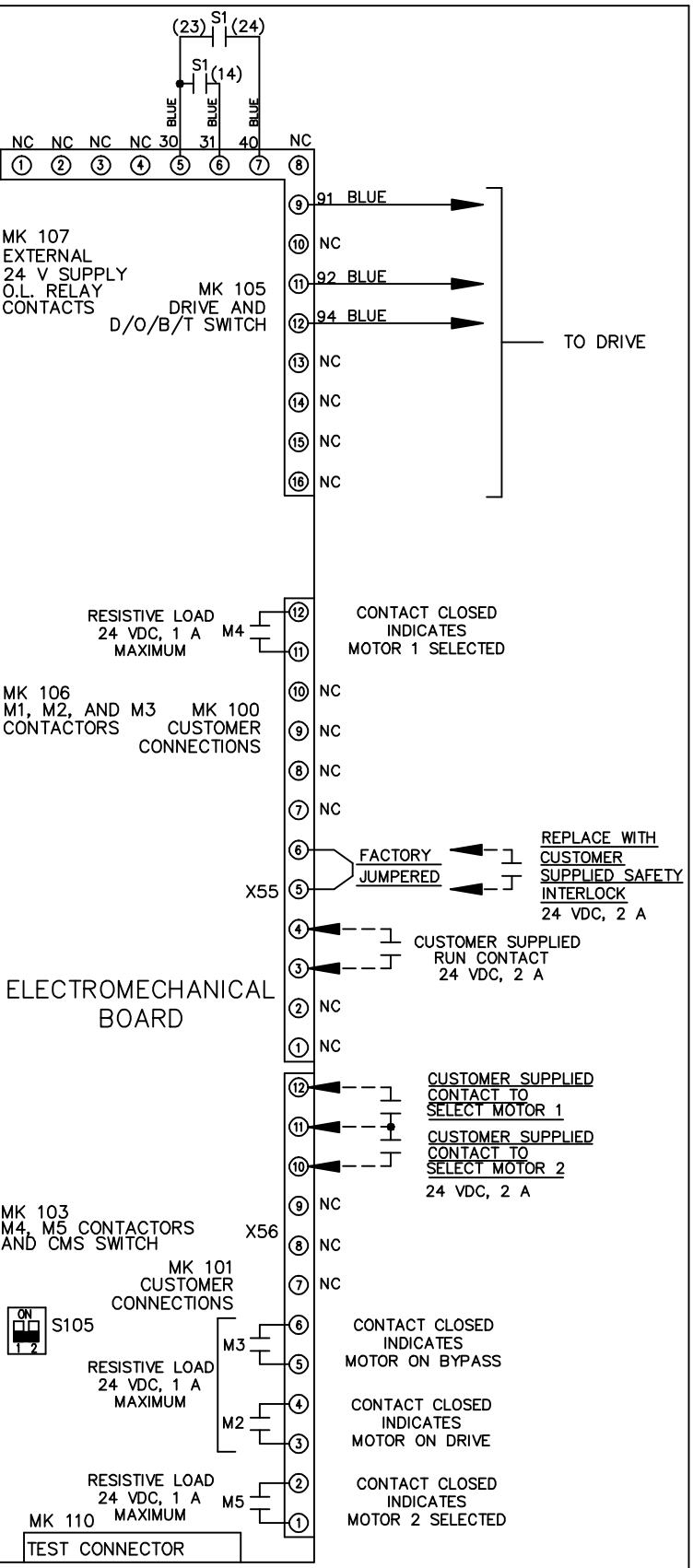
A	SP08061	10/08
REV	ECN	DATE

REV	ECN	DATE
A	SP08066	10/08

CONTACT SEQUENCE CHART FOR S1		X INDICATES CONTACT CLOSED	
POSITION	CONTACT	DRIVE	OFF BYPASS
13-14			X
23-24		X	



CONTACT SEQUENCE CHART FOR S2		X INDICATES CONTACT CLOSED	
POSITION	CONTACT	MOTOR 1	MOTOR 2
11-12		X	
13-14			X
21-22		X	
23-24			X



-NOTICE-

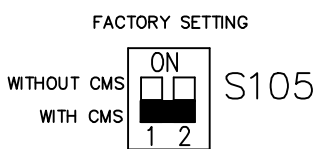
THIS DRAWING IS PROPRIETARY AND SHALL NOT BE COPIED OR ITS CONTENTS DISCLOSED TO OUTSIDE PARTIES WITHOUT THE WRITTEN CONSENT OF THE TRANE COMPANY

DRN JNW
2/14/07
APR

NAME 600 VOLT, 2C, MAIN DISC
, DRIVE FUSE, EMB1, FRAME D1-D2
, NO REACTOR & DVDI, CMS

MODEL
PAGE 2 OF 2
SIZE A
DWG NO. 174U7686

THE TRANE COMPANY
A DIVISION OF
AMERICAN STANDARD INC.



CUSTOMER CONNECTIONS X55, X56
CLASS 2 POWER SOURCE
REQUIRED FOR FIELD CONNECTION
USE CLASS 1 CONDUCTORS
CONDUCTOR SIZE 28-14 AWG