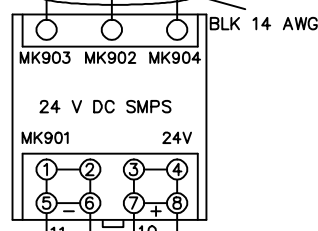
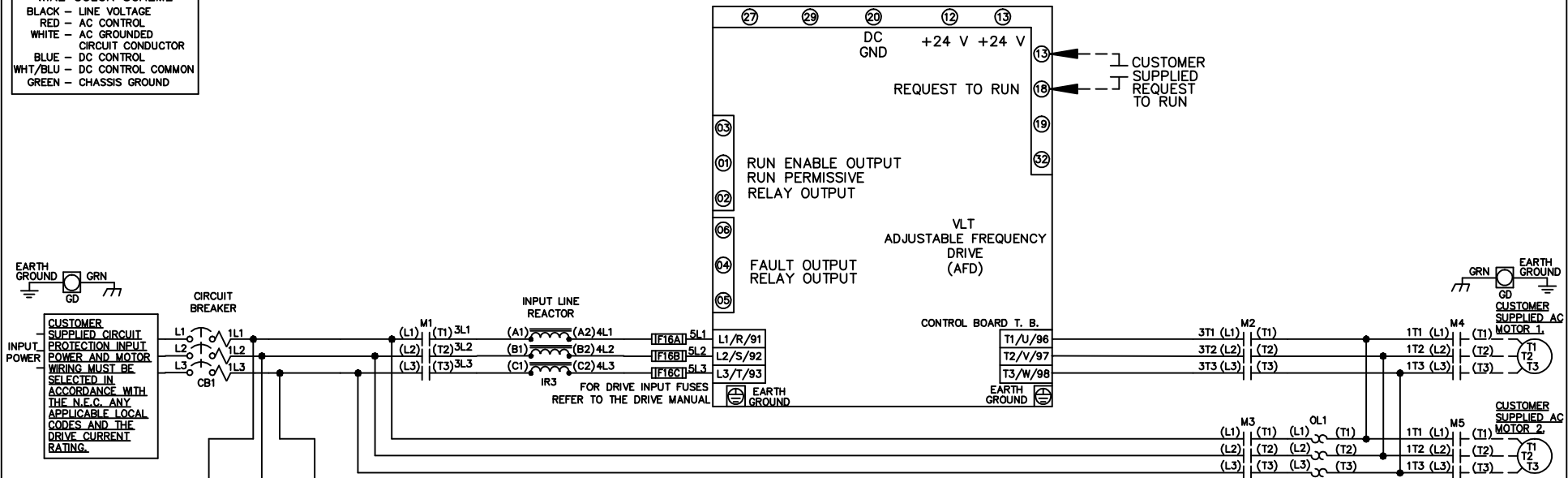
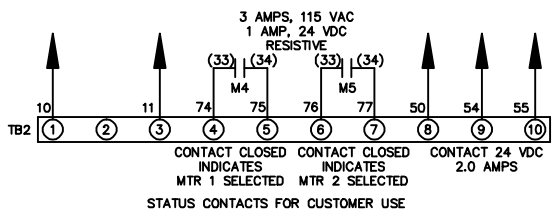


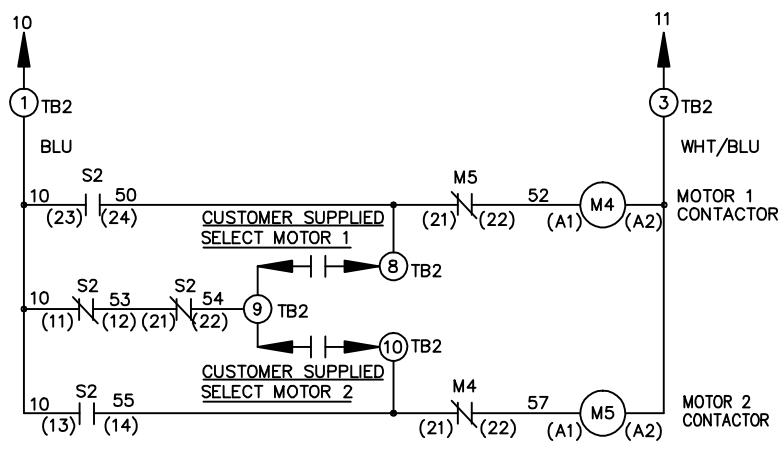
**WIRE COLOR SCHEME**  
 BLACK - LINE VOLTAGE  
 RED - AC CONTROL  
 WHITE - AC GROUNDED  
 CIRCUIT CONDUCTOR  
 BLUE - DC CONTROL  
 WHT/BLU - DC CONTROL COMMON  
 GREEN - CHASSIS GROUND



CONNECTS TO TB2 TERMINAL BLOCK



CUSTOMER MOTOR WIRING MUST BE SELECTED IN ACCORDANCE WITH THE N.E.C. ANY APPLICABLE LOCAL CODES, AND THE DRIVE CURRENT RATING.



CONTACT SEQUENCE CHART FOR S2  
 X INDICATES CONTACT CLOSED

| CONTACT | POSITION | MOTOR 1 | AUTO | MOTOR 2 |
|---------|----------|---------|------|---------|
| 11-12   |          | X       | X    |         |
| 13-14   |          |         |      | X       |
| 21-22   |          |         | X    | X       |
| 23-24   |          | X       |      |         |

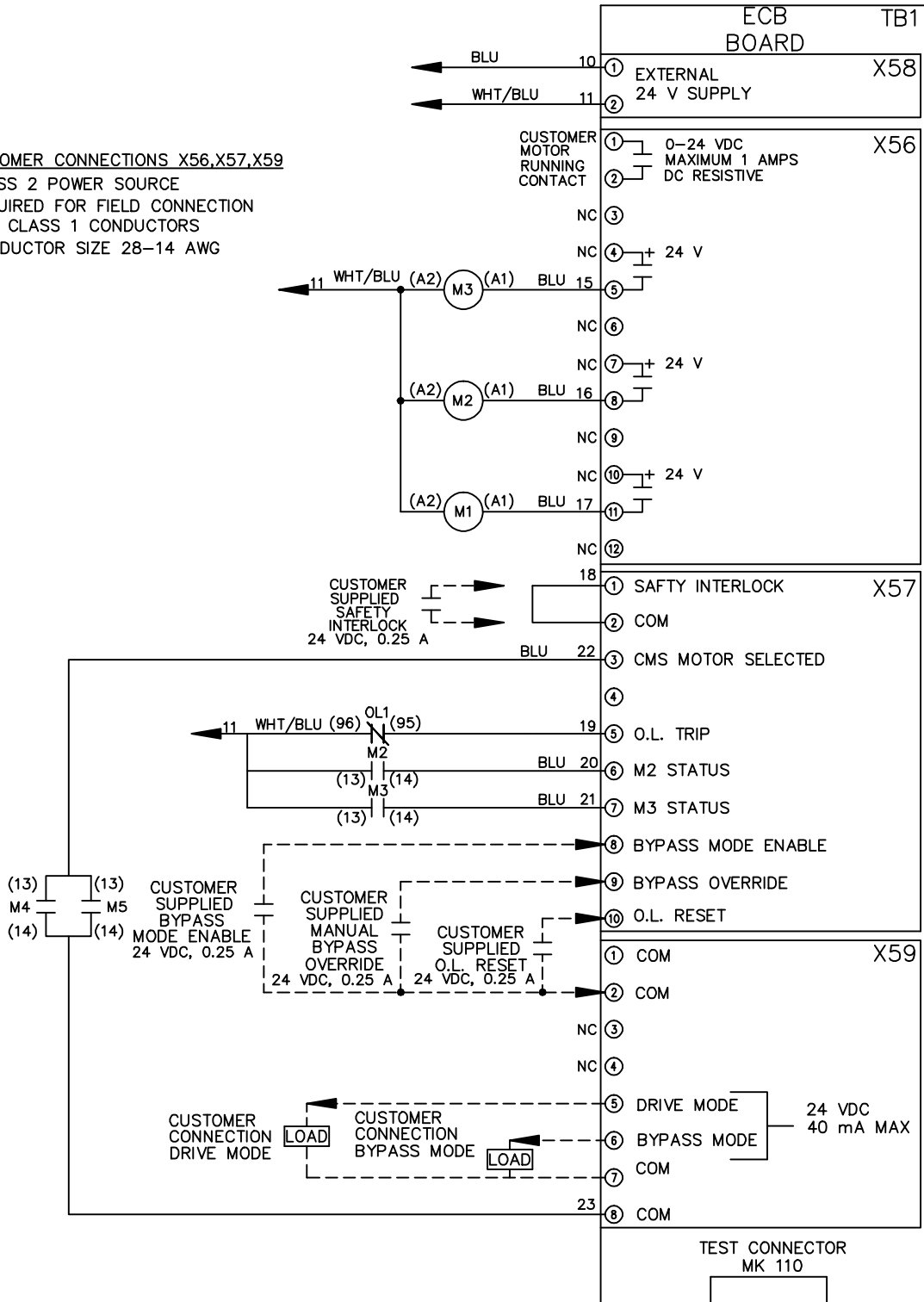
|     |         |       |   |  |  |                    |       |   |        |         |  |  |
|-----|---------|-------|---|--|--|--------------------|-------|---|--------|---------|--|--|
|     |         |       | -NOTICE-  |  |  | DRN JNW<br>2/14/07 |       | NAME 208-600VOLT,3C,CB<br>,DRIVE FUSE,ECB,FRAME A2-A3<br>,REACTOR,CMS |        |         | THE TRANE COMPANY<br>A DIVISION OF<br>AMERICAN STANDARD INC. |  |
| A   | SP08061 | 10/08 | THIS DRAWING IS PROPRIETARY AND SHALL NOT BE COPIED OR ITS CONTENTS DISCLOSED TO OUTSIDE PARTIES WITHOUT THE WRITTEN CONSENT OF THE TRANE COMPANY |  |  | APR                | MODEL | PAGE 1 OF 2   | SIZE A | DWG NO. | 174U7747   |  |
| REV | ECN     | DATE  |   |  |  |                    |       |   |        |         |  |  |

|     |         |     |       |      |
|-----|---------|-----|-------|------|
| REV | A       | ECN | 10/08 | DATE |
|     | SP08066 |     |       |      |

THIS DRAWING IS PROPRIETARY AND SHALL NOT BE COPIED OR ITS CONTENTS DISCLOSED TO OUTSIDE PARTIES WITHOUT THE WRITTEN CONSENT OF THE TRANE COMPANY

-NOTICE-

**CUSTOMER CONNECTIONS X56,X57,X59**  
 CLASS 2 POWER SOURCE  
 REQUIRED FOR FIELD CONNECTION  
 USE CLASS 1 CONDUCTORS  
 CONDUCTOR SIZE 28-14 AWG



DRN JNW  
 2/14/07  
 APR

NAME 208-600VOLT, 3C, CB  
 , DRIVE FUSE, ECB, FRAME A2-A3  
 , REACTOR, CMS

MODEL  
 PAGE 2 OF 2  
 SIZE A

DWG NO. 174U7747  
 THE TRANE COMPANY  
 A DIVISION OF  
 AMERICAN STANDARD INC.