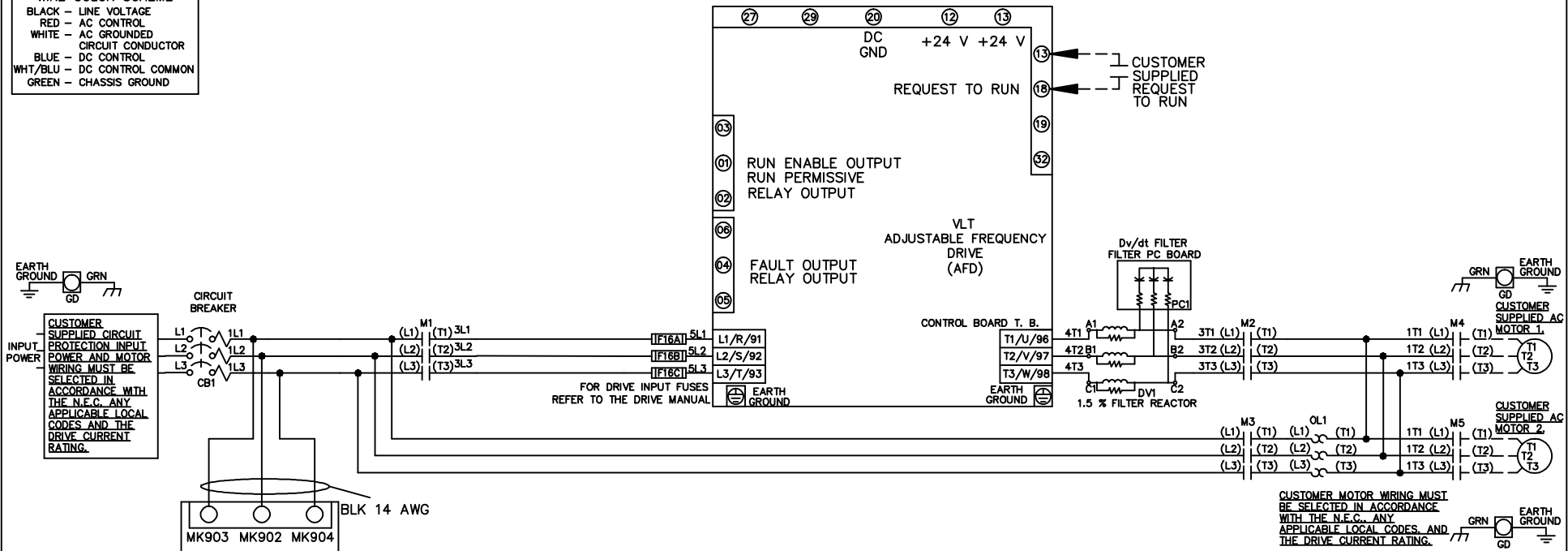
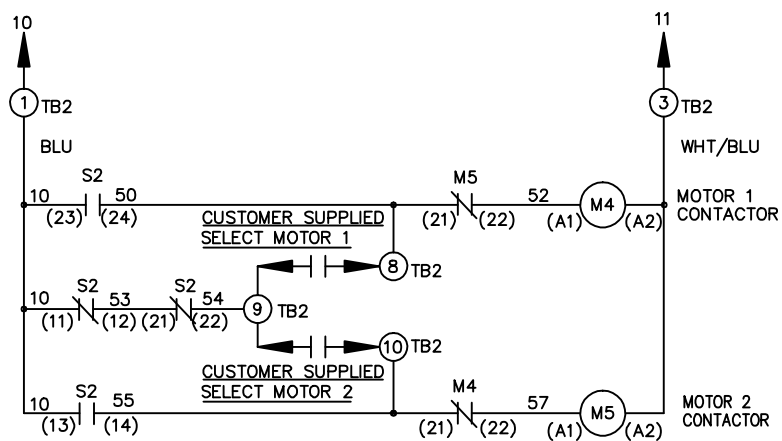
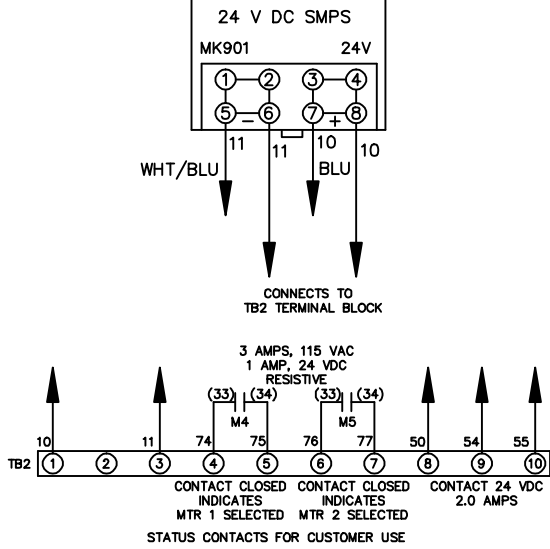


WIRE COLOR SCHEME
 BLACK - LINE VOLTAGE
 RED - AC CONTROL
 WHITE - AC GROUNDED
 CIRCUIT CONDUCTOR
 BLUE - DC CONTROL
 WHT/BLU - DC CONTROL COMMON
 GREEN - CHASSIS GROUND



CUSTOMER MOTOR WIRING MUST BE SELECTED IN ACCORDANCE WITH THE N.E.C. ANY APPLICABLE LOCAL CODES, AND THE DRIVE CURRENT RATING.



CONTACT SEQUENCE CHART FOR S2
 X INDICATES CONTACT CLOSED

CONTACT	POSITION	MOTOR 1	AUTO	MOTOR 2
11-12		X	X	
13-14				X
21-22			X	X
23-24		X		

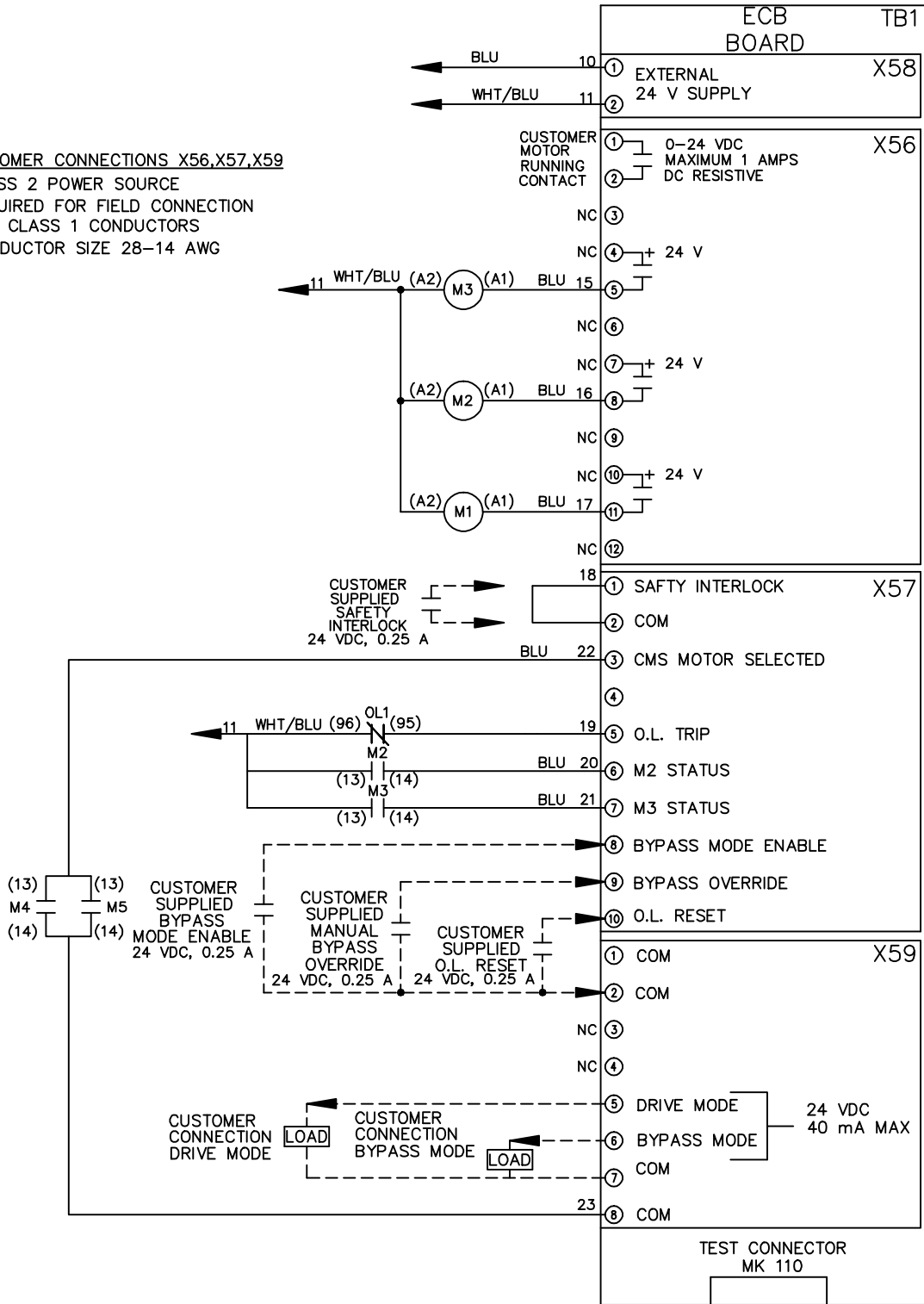
			-NOTICE-		DRN JNW 2/14/07		NAME 208-600VOLT,3C,CB ,DRIVE FUSE,ECB,FRAME A2-A3 ,DVDT,CMS		THE TRANE COMPANY A DIVISION OF AMERICAN STANDARD INC.	
A	SP08061	10/08	THIS DRAWING IS PROPRIETARY AND SHALL NOT BE COPIED OR ITS CONTENTS DISCLOSED TO OUTSIDE PARTIES WITHOUT THE WRITTEN CONSENT OF THE TRANE COMPANY			APR	MODEL	PAGE 1 OF 2	SIZE A	DWG NO. 174U7751
REV	ECN	DATE								

REV	ECN	DATE
A	SP08066	10/08

THIS DRAWING IS PROPRIETARY AND SHALL NOT BE COPIED OR ITS CONTENTS DISCLOSED TO OUTSIDE PARTIES WITHOUT THE WRITTEN CONSENT OF THE TRANE COMPANY

-NOTICE-

CUSTOMER CONNECTIONS X56,X57,X59
 CLASS 2 POWER SOURCE
 REQUIRED FOR FIELD CONNECTION
 USE CLASS 1 CONDUCTORS
 CONDUCTOR SIZE 28-14 AWG



DRN JNW
 2/14/07
 APR

NAME 208-600VOLT, 3C, CB
 , DRIVE FUSE, ECB, FRAME A2-A3
 , DVDI, CMS

PAGE 2 OF 2

SIZE A

DWG NO. 174U7751

THE TRANE COMPANY
 A DIVISION OF
 AMERICAN STANDARD INC.