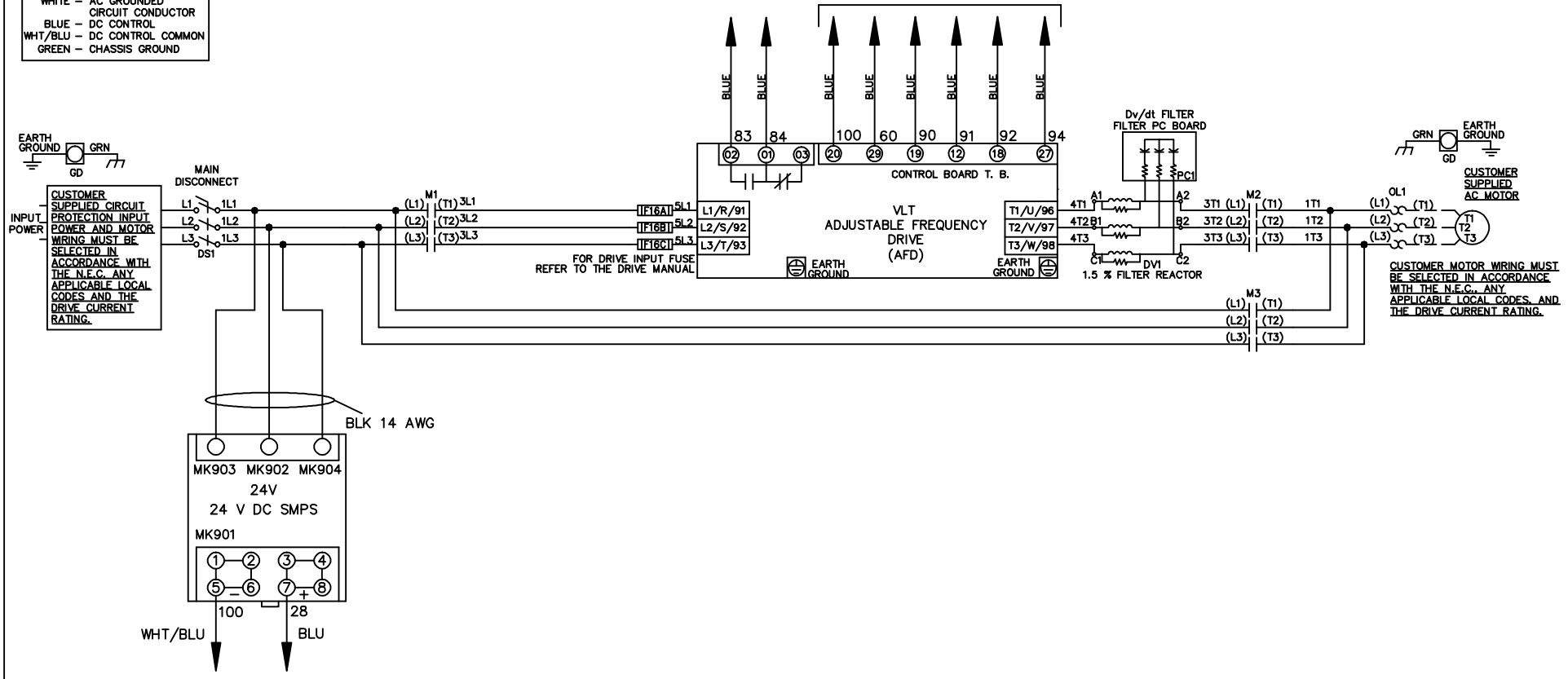


WIRE COLOR SCHEME
 BLACK - LINE VOLTAGE
 RED - AC CONTROL
 WHITE - AC GROUNDED
 CIRCUIT CONDUCTOR
 BLUE - DC CONTROL
 WHT/BLU - DC CONTROL COMMON
 GREEN - CHASSIS GROUND

* ALL CONTROL WIRES ARE BLUE EXCEPT WHERE NOTED. TO ELECTROMECHANICAL RELAY BOARD



| | | |
|-----|---------|-------|
| REV | ECN | DATE |
| A | SP08061 | 10/08 |

-NOTICE-
 THIS DRAWING IS PROPRIETARY AND SHALL NOT BE COPIED OR ITS CONTENTS DISCLOSED TO OUTSIDE PARTIES WITHOUT THE WRITTEN CONSENT OF THE TRANE COMPANY

DRN JNW
 2/14/07
 APR

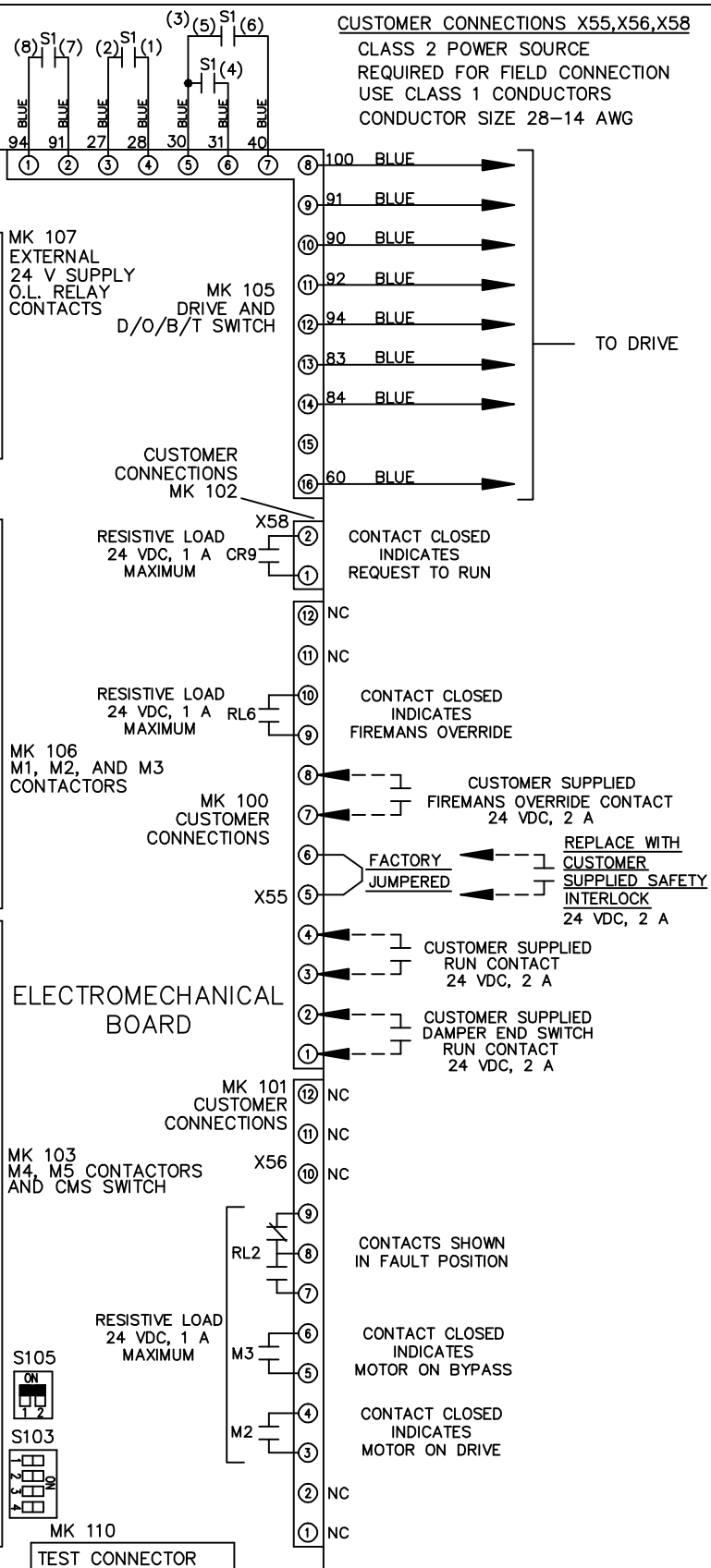
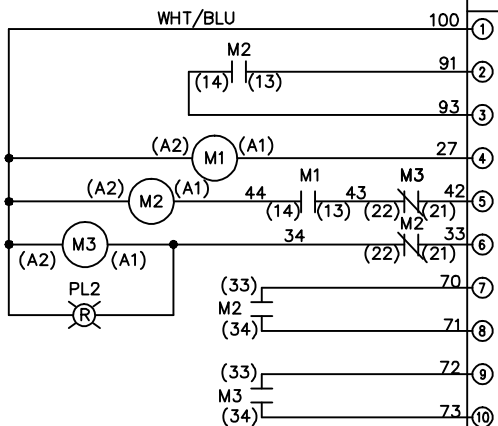
NAME 208-600VOLT,3C,MAIN DISC
 ,DRIVE FUSE,EMB2,FRAME A2-A3
 ,DVDT,SINGLE MTR
 MODEL

THE TRANE COMPANY
 A DIVISION OF
 AMERICAN STANDARD INC.
 PAGE 1 OF 2
 SIZE A
 DWG NO. 174U7804

| | | | | | |
|---|--|---------|-----|------|---|
| REV | ECN | DATE | | | |
| A | SP08066 | 10/08 | | | |
| THIS DRAWING IS PROPRIETARY AND SHALL NOT BE COPIED OR ITS CONTENTS DISCLOSED TO OUTSIDE PARTIES WITHOUT THE WRITTEN CONSENT OF THE TRANE COMPANY | | | | | |
| -NOTICE- | | | | | |
| DRN | JNW | 2/14/07 | APR | | |
| MODEL | NAME 208-600VOLT, 3C, MAIN DISC, DRIVE FUSE, EMB2, FRAME A2-A3, DVDI, SINGLE MTR | | | | |
| PAGE | 2 | OF | 2 | SIZE | A |
| DWG NO. | 174U7804 | | | | |
| THE TRANE COMPANY A DIVISION OF AMERICAN STANDARD INC. | | | | | |

CONTACT SEQUENCE CHART FOR S1
X INDICATES CONTACT CLOSED

| CONTACT POSITION | DRIVE | OFF | BYPASS | TEST |
|------------------|-------|-----|--------|------|
| 1-2 | X | | | X |
| 3-4 | | | X | X |
| 5-6 | X | | | |
| 7-8 | | | | X |



CUSTOMER CONNECTIONS X55, X56, X58
 CLASS 2 POWER SOURCE
 REQUIRED FOR FIELD CONNECTION
 USE CLASS 1 CONDUCTORS
 CONDUCTOR SIZE 28-14 AWG

ELECTROMECHANICAL BOARD

