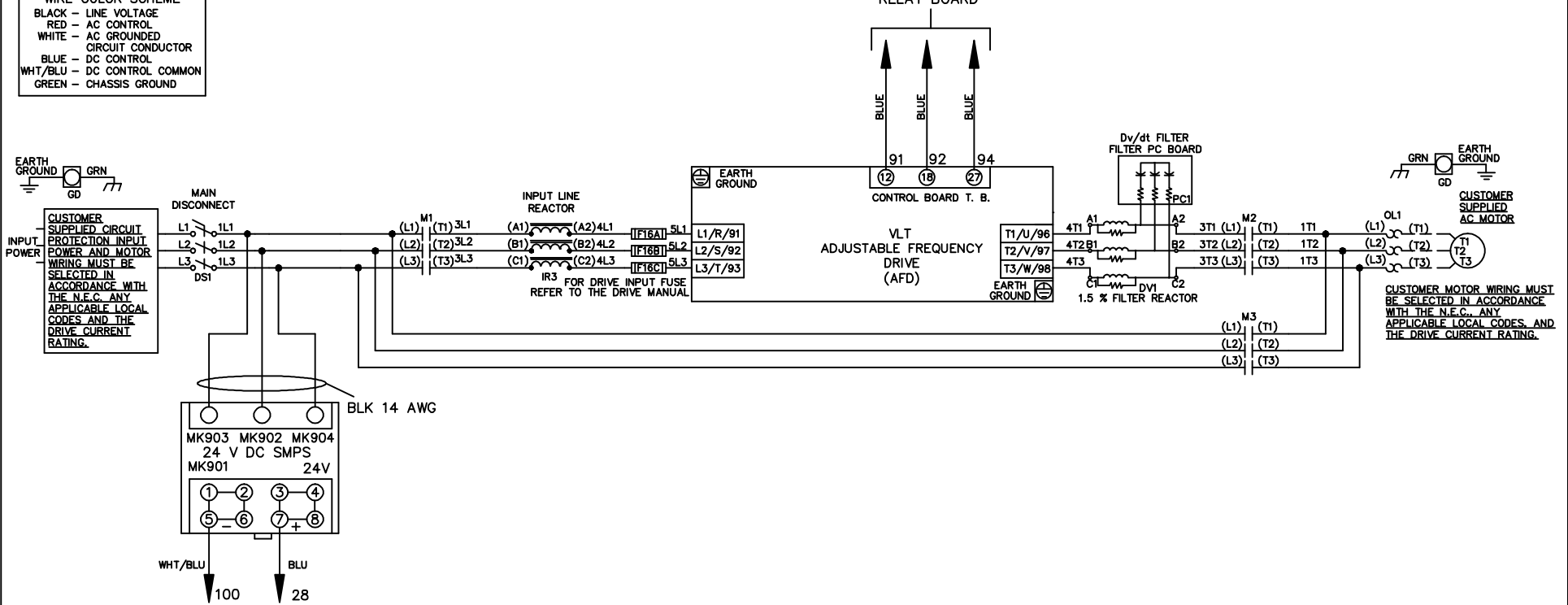


**WIRE COLOR SCHEME**  
 BLACK - LINE VOLTAGE  
 RED - AC CONTROL  
 WHITE - AC GROUNDED  
 CIRCUIT CONDUCTOR  
 BLUE - DC CONTROL  
 WHT/BLU - DC CONTROL COMMON  
 GREEN - CHASSIS GROUND

\* ALL CONTROL WIRES ARE BLUE EXCEPT WHERE NOTED. TO ELECTROMECHANICAL RELAY BOARD



REV	ECN	DATE
A	SP08061	10/08

-NOTICE-  
 THIS DRAWING IS PROPRIETARY AND SHALL NOT BE COPIED OR ITS CONTENTS DISCLOSED TO OUTSIDE PARTIES WITHOUT THE WRITTEN CONSENT OF THE TRANE COMPANY

DRN JNW  
 2/14/07  
 APR

NAME 208-600VOLT, 3C, MAIN DISC  
 , DRIVE FUSE, EMB1, FRAME A2-A3  
 , REACTOR & DVDT, SINGLE MTR

THE TRANE COMPANY  
 A DIVISION OF  
 AMERICAN STANDARD INC.

MODEL \_\_\_\_\_ PAGE 1 OF 2 SIZE A DWG NO. 174U7809

REV	ECN	DATE
A	SP08066	10/08

CONTACT SEQUENCE CHART FOR S1  
X INDICATES CONTACT CLOSED

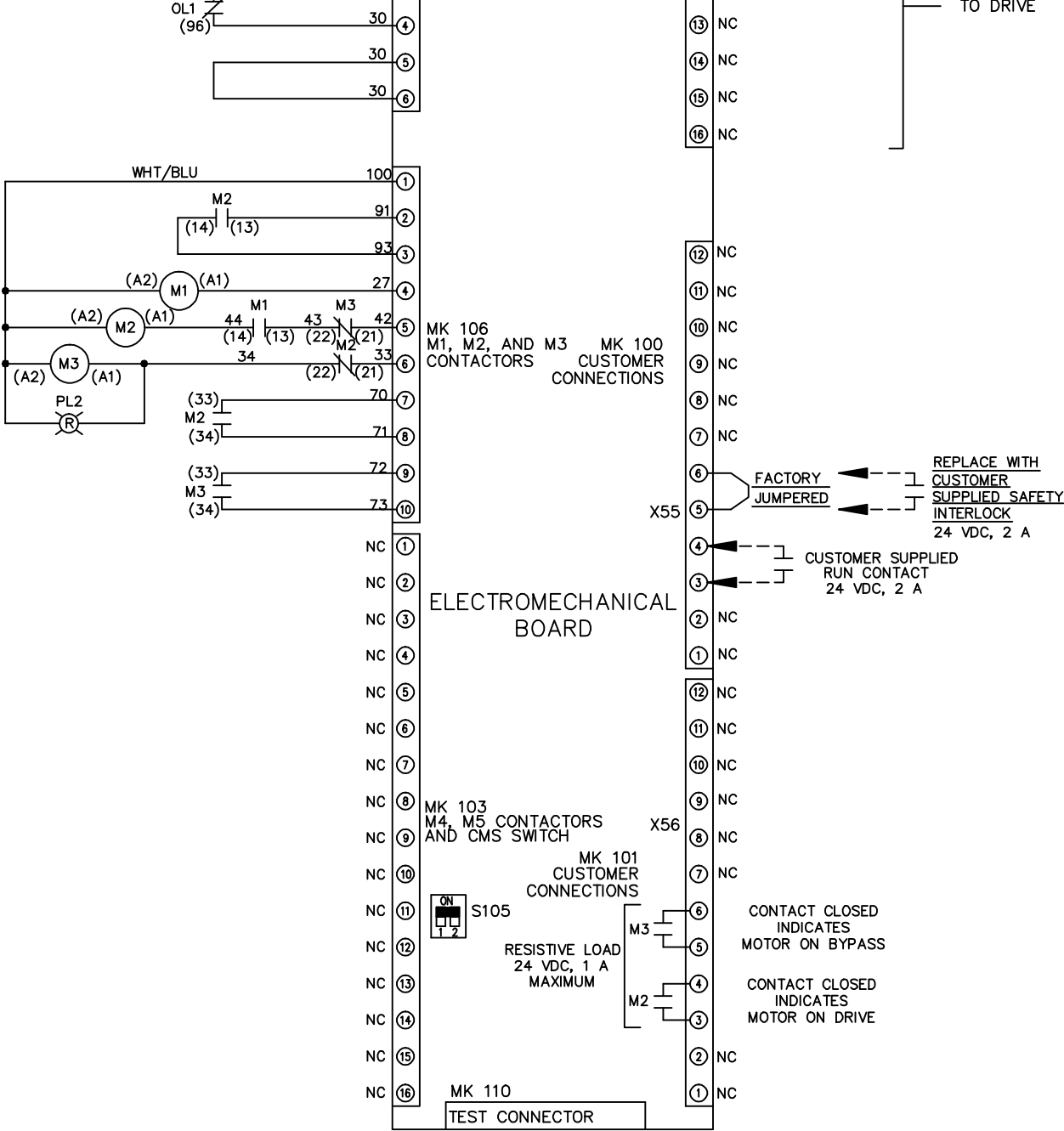
CONTACT	POSITION	DRIVE	OFF	BYPASS	TEST
1-2		X			X
3-4				X	X
5-6		X			
7-8					X

NOTICE--  
THIS DRAWING IS PROPRIETARY AND SHALL NOT BE COPIED OR ITS CONTENTS DISCLOSED TO OUTSIDE PARTIES WITHOUT THE WRITTEN CONSENT OF THE TRANE COMPANY

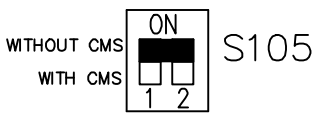
DRN JNW  
2/14/07  
APR

MODEL NAME208-600VOLT,3C,MAIN DISC  
,DRIVE FUSE,EMB1,FRAME A2-A3  
,REACTOR & DVDI,SINGLE MTR

PAGE 2 OF 2  
SIZE A  
DWG NO. 174U7809  
THE TRANE COMPANY  
A DIVISION OF  
AMERICAN STANDARD INC.



FACTORY SETTING



CUSTOMER CONNECTIONS X55,X56  
CLASS 2 POWER SOURCE  
REQUIRED FOR FIELD CONNECTION  
USE CLASS 1 CONDUCTORS  
CONDUCTOR SIZE 28-14 AWG