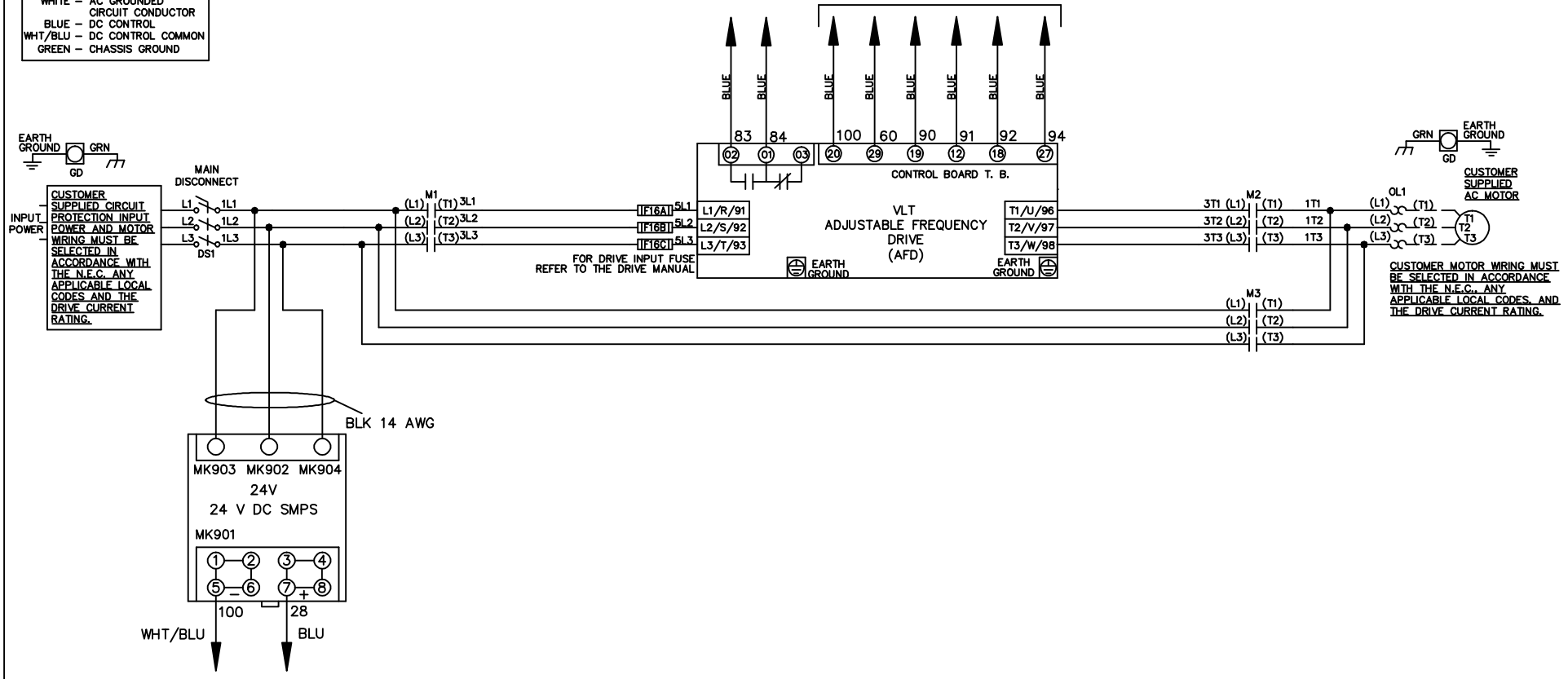


WIRE COLOR SCHEME
 BLACK - LINE VOLTAGE
 RED - AC CONTROL
 WHITE - AC GROUNDED
 CIRCUIT CONDUCTOR
 BLUE - DC CONTROL
 WHT/BLU - DC CONTROL COMMON
 GREEN - CHASSIS GROUND

* ALL CONTROL WIRES ARE BLUE EXCEPT WHERE NOTED. TO ELECTROMECHANICAL RELAY BOARD



REV	ECN	DATE
A	SP08061	10/08

-NOTICE-
 THIS DRAWING IS PROPRIETARY AND SHALL NOT BE COPIED OR ITS CONTENTS DISCLOSED TO OUTSIDE PARTIES WITHOUT THE WRITTEN CONSENT OF THE TRANE COMPANY

DRN JNW
 2/14/07
 APR

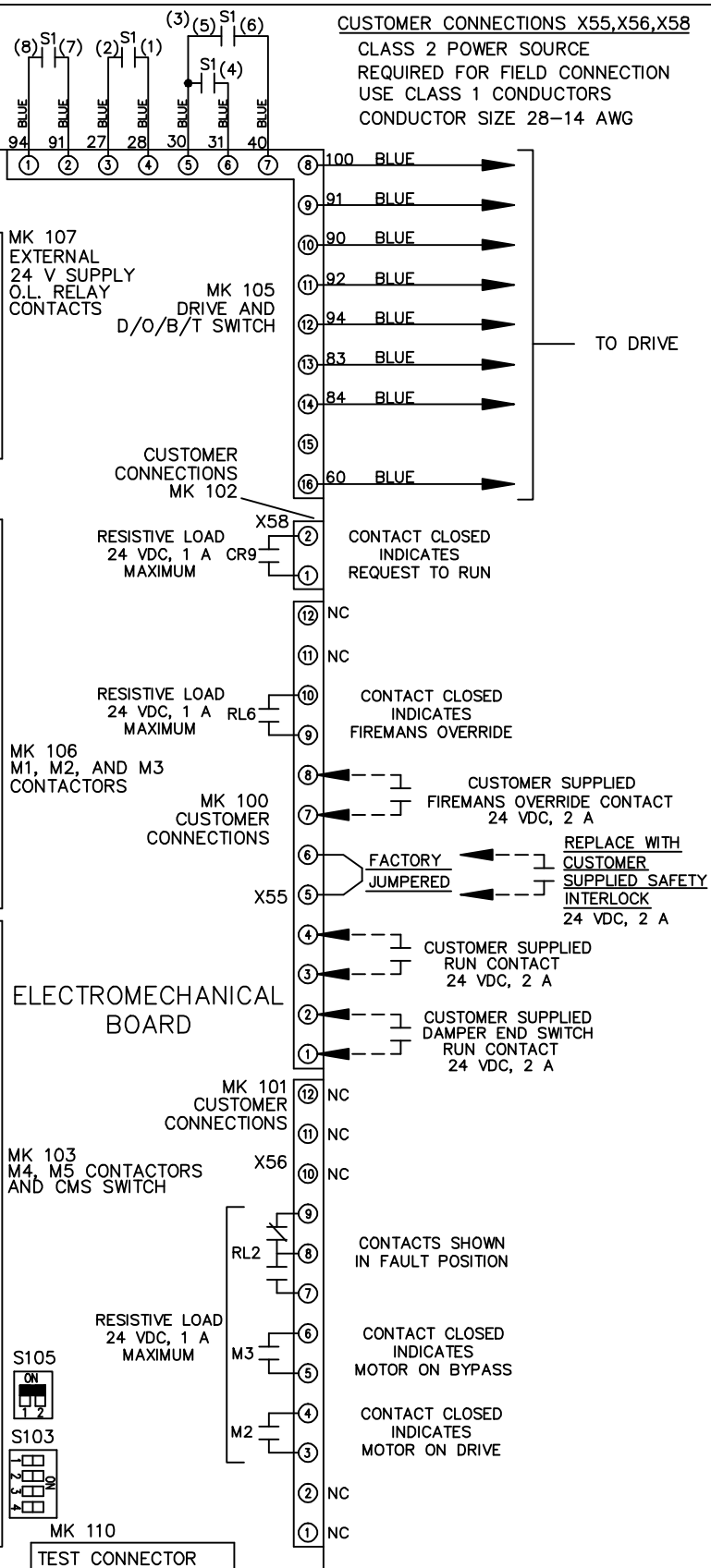
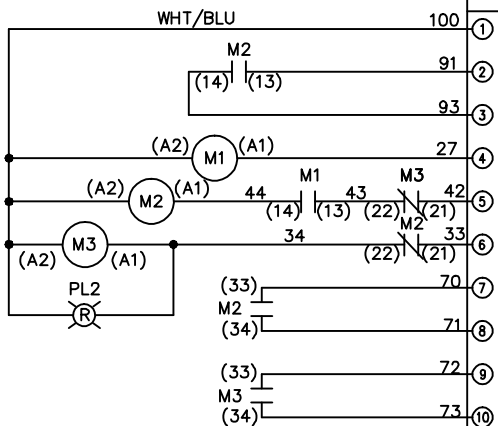
NAME 208-600VOLT,3C,MAIN DISC
 ,DRIVE FUSE,EMB2,FRAME A2-A3
 ,NO REACTOR & DVDT,SINGLE MTR
 MODEL

THE TRANE COMPANY
 A DIVISION OF
 AMERICAN STANDARD INC.
 PAGE 1 OF 2
 SIZE A
 DWG NO. 174U7812

REV	ECN	DATE	THIS DRAWING IS PROPRIETARY AND SHALL NOT BE COPIED OR ITS CONTENTS DISCLOSED TO OUTSIDE PARTIES WITHOUT THE WRITTEN CONSENT OF THE TRANE COMPANY	
A	SP08066	10/08	DRN	JNW
			APR	2/14/07
			MODEL	NAME 208-600VOLT, 3C, MAIN DISC, DRIVE FUSE, EMB2, FRAME A2-A3, NO REACTOR & DVD1, SINGLE MTR
			PAGE 2 OF 2	SIZE A
			DWG NO.	174U7812
			THE TRANE COMPANY A DIVISION OF AMERICAN STANDARD INC.	

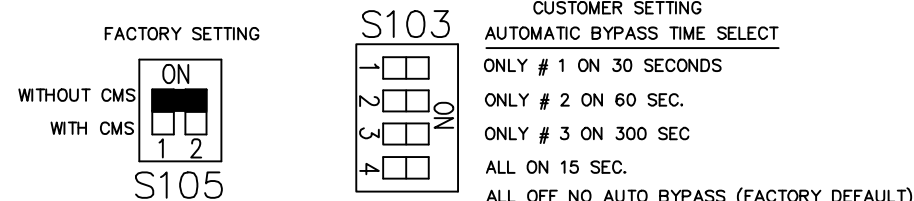
CONTACT SEQUENCE CHART FOR S1
X INDICATES CONTACT CLOSED

CONTACT POSITION	DRIVE	OFF	BYPASS	TEST
1-2	X			X
3-4			X	X
5-6	X			X
7-8				



CUSTOMER CONNECTIONS X55, X56, X58
 CLASS 2 POWER SOURCE
 REQUIRED FOR FIELD CONNECTION
 USE CLASS 1 CONDUCTORS
 CONDUCTOR SIZE 28-14 AWG

ELECTROMECHANICAL BOARD



NOTICE -
 THIS DRAWING IS PROPRIETARY AND SHALL NOT BE COPIED OR ITS CONTENTS DISCLOSED TO OUTSIDE PARTIES WITHOUT THE WRITTEN CONSENT OF THE TRANE COMPANY