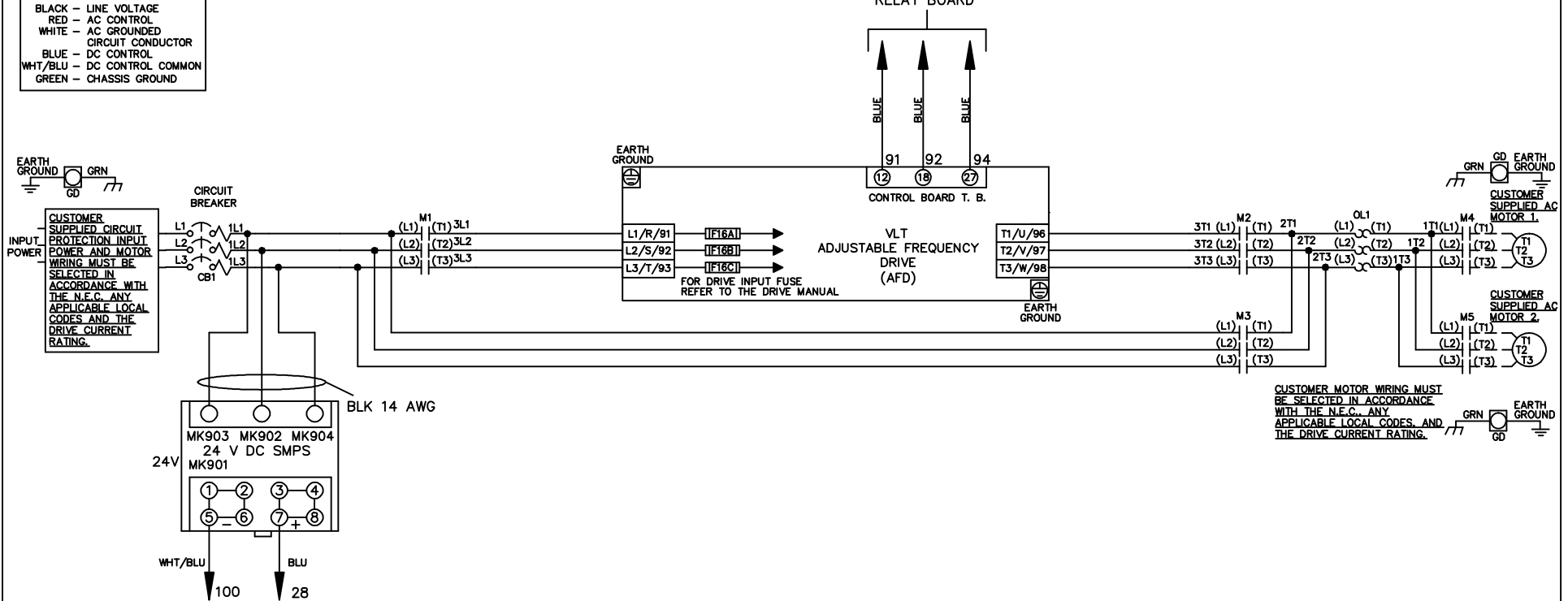


WIRE COLOR SCHEME
 BLACK - LINE VOLTAGE
 RED - AC CONTROL
 WHITE - AC GROUNDED
 CIRCUIT CONDUCTOR
 BLUE - DC CONTROL
 WHT/BLU - DC CONTROL COMMON
 GREEN - CHASSIS GROUND

* ALL CONTROL WIRES ARE BLUE EXCEPT WHERE NOTED. TO ELECTROMECHANICAL RELAY BOARD

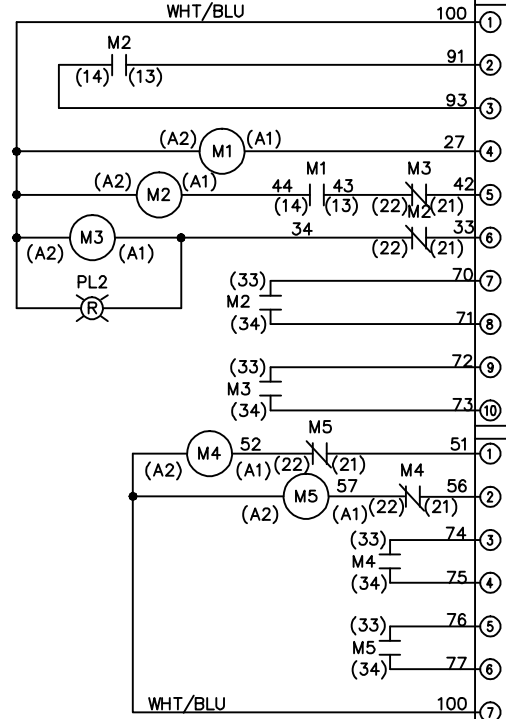


			-NOTICE-	DRN JNW 2/14/07	NAME 208-600VOLT,3C,CB ,DRIVE FUSE,EMB1,FRAME A5-B1 ,NO REACTOR & DVDT,CMS		THE TRANE COMPANY A DIVISION OF AMERICAN STANDARD INC.	
A	SP08061	10/08	THIS DRAWING IS PROPRIETARY AND SHALL NOT BE COPIED OR ITS CONTENTS DISCLOSED TO OUTSIDE PARTIES WITHOUT THE WRITTEN CONSENT OF THE TRANE COMPANY	APR	MODEL	PAGE 1 OF 2	SIZE A	DWG NO. 174U7865
REV	ECN	DATE						

REV	ECON	DATE	DRN	JNW	APR	2/14/07	MODEL	NAME	208-600VOLT,3C,CB	PAGE	2	OF	2	SIZE	A	DWG	NO.	174U7865
A	SP08066	10/08																

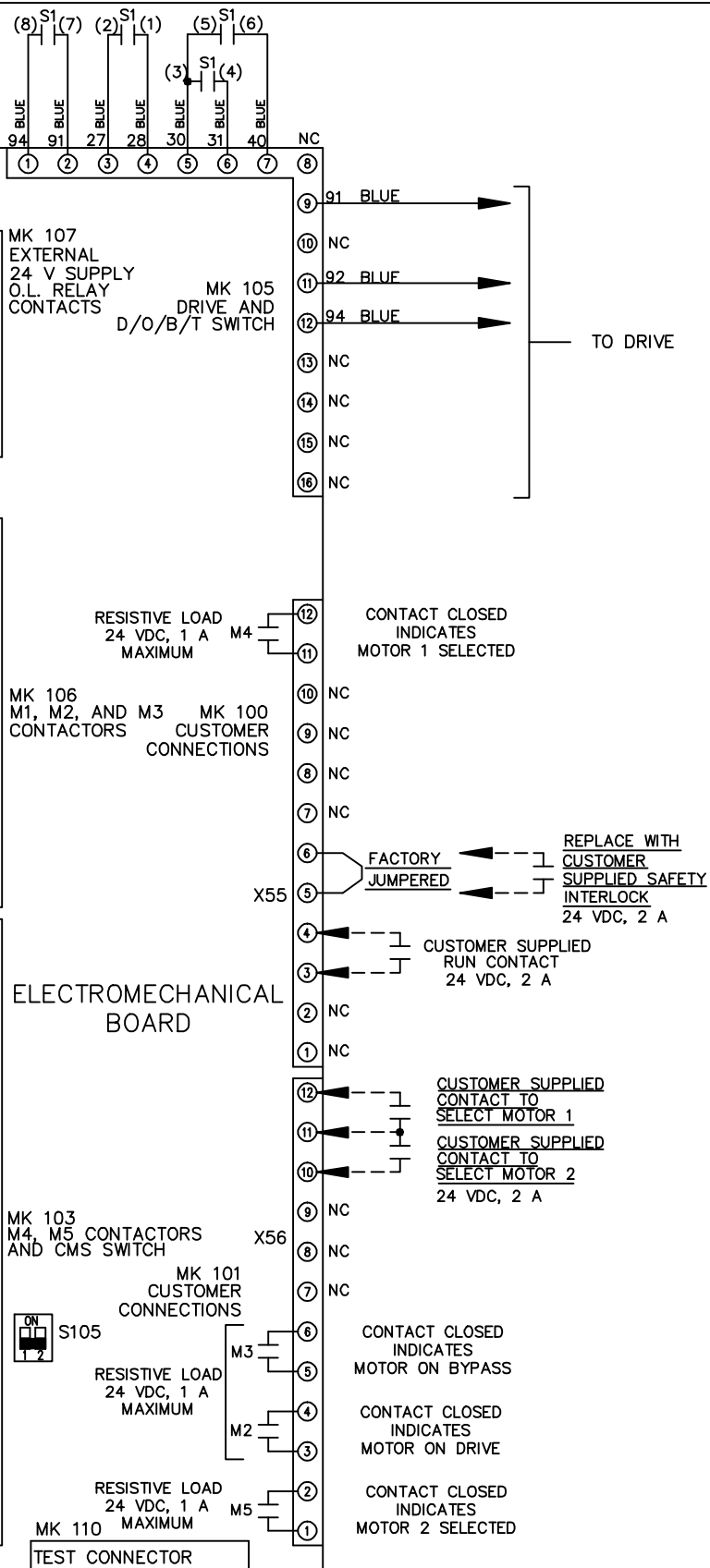
CONTACT SEQUENCE CHART FOR S1
X INDICATES CONTACT CLOSED

CONTACT POSITION	DRIVE	OFF	BYPASS	TEST
1-2	X			X
3-4			X	X
5-6	X			X
7-8				X

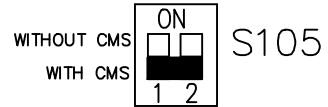


CONTACT SEQUENCE CHART FOR S2
X INDICATES CONTACT CLOSED

CONTACT POSITION	MOTOR 1	AUTO	MOTOR 2
11-12	X	X	
13-14			X
21-22	X		X
23-24	X		



FACTORY SETTING



CUSTOMER CONNECTIONS X55,X56 CLASS 2 POWER SOURCE REQUIRED FOR FIELD CONNECTION USE CLASS 1 CONDUCTORS CONDUCTOR SIZE 28-14 AWG

NOTICE - THIS DRAWING IS PROPRIETARY AND SHALL NOT BE COPIED OR ITS CONTENTS DISCLOSED TO OUTSIDE PARTIES WITHOUT THE WRITTEN CONSENT OF THE TRANE COMPANY

DRN JNW 2/14/07

NAME 208-600VOLT,3C,CB ,DRIVE FUSE,EMB1,FRAME A5-B1 ,NO REACTOR & DVDI,CMS

PAGE 2 OF 2

SIZE A

DWG NO. 174U7865

THE TRANE COMPANY
A DIVISION OF
AMERICAN STANDARD INC.