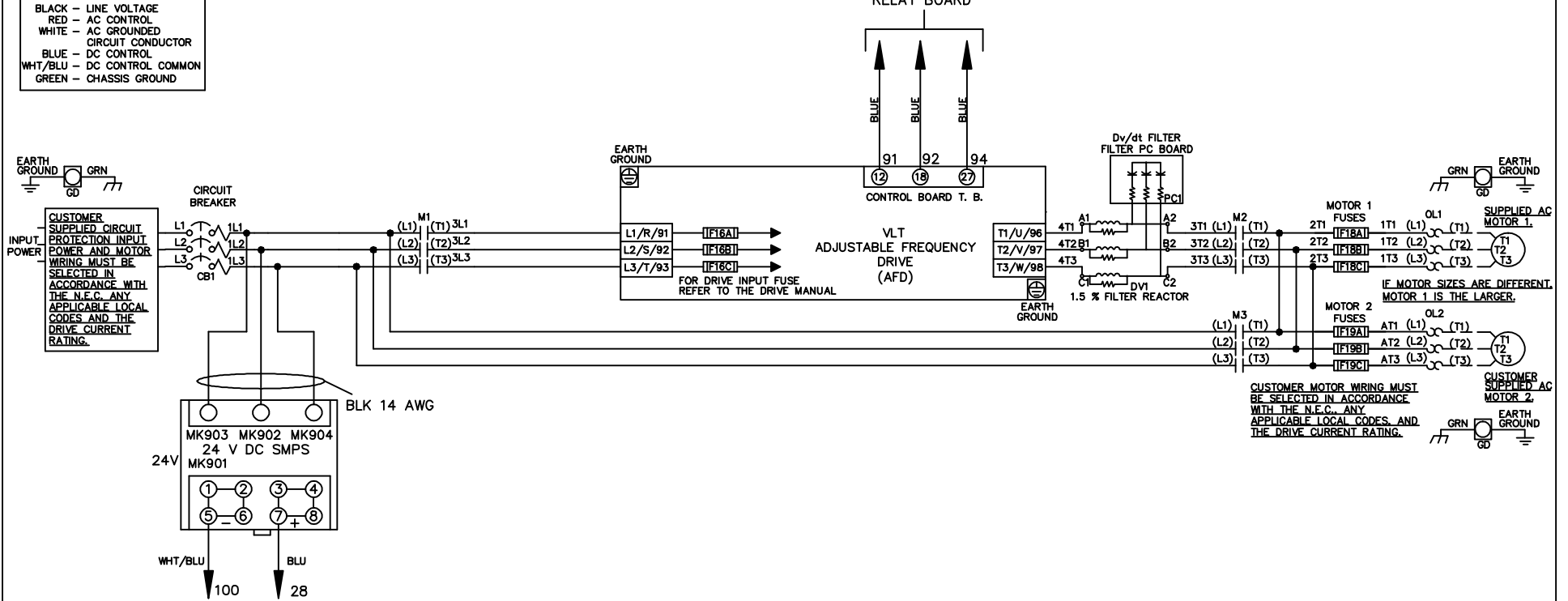


WIRE COLOR SCHEME
 BLACK - LINE VOLTAGE
 RED - AC CONTROL
 WHITE - AC GROUNDED
 CIRCUIT CONDUCTOR
 BLUE - DC CONTROL
 WHT/BLU - DC CONTROL COMMON
 GREEN - CHASSIS GROUND

* ALL CONTROL WIRES ARE BLUE EXCEPT WHERE NOTED. TO ELECTROMECHANICAL RELAY BOARD



-NOTICE-

THIS DRAWING IS PROPRIETARY AND SHALL NOT BE COPIED OR ITS CONTENTS DISCLOSED TO OUTSIDE PARTIES WITHOUT THE WRITTEN CONSENT OF THE TRANE COMPANY

DRN JNW
2/14/07

APR

NAME 208-600VOLT,3C,CB
 ,DRIVE FUSE,EMB1,FRAME A5-B1
 ,DVDT,DUAL MTR

MODEL

THE TRANE COMPANY
 A DIVISION OF
 AMERICAN STANDARD INC.

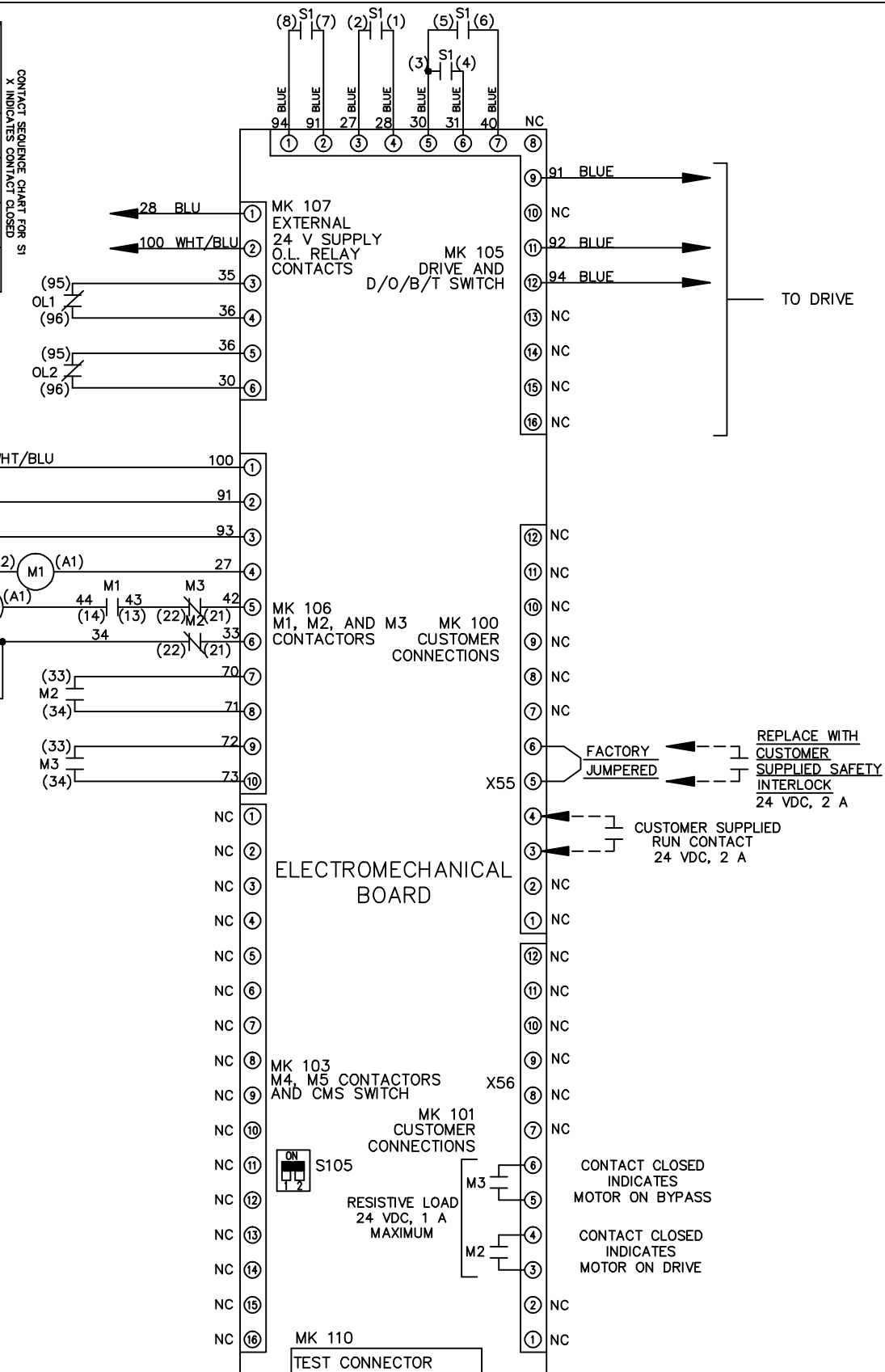
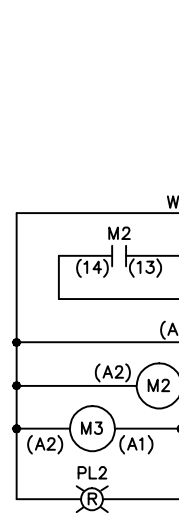
A	SP08061	10/08
REV	ECN	DATE

PAGE 1 OF 2 SIZE A DWG NO. 174U7873

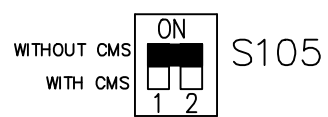
REV	ECON	DATE	DRN	JNW	2/14/07	APR	MODEL	NAME	208-600VOLT,3C,CB	FRAME	A5-B1	DWG	174U7873
A	SP08066	10/08											

CONTACT SEQUENCE CHART FOR S1
X INDICATES CONTACT CLOSED

CONTACT POSITION	DRIVE	OFF	BYPASS	TEST
1-2	X			X
3-4			X	X
5-6	X			X
7-8				X



FACTORY SETTING



CUSTOMER CONNECTIONS X55,X56 CLASS 2 POWER SOURCE REQUIRED FOR FIELD CONNECTION USE CLASS 1 CONDUCTORS CONDUCTOR SIZE 28-14 AWG

NOTICE -

THIS DRAWING IS PROPRIETARY AND SHALL NOT BE COPIED OR ITS CONTENTS DISCLOSED TO OUTSIDE PARTIES WITHOUT THE WRITTEN CONSENT OF THE TRANE COMPANY

THE TRANE COMPANY
A DIVISION OF
AMERICAN STANDARD INC.