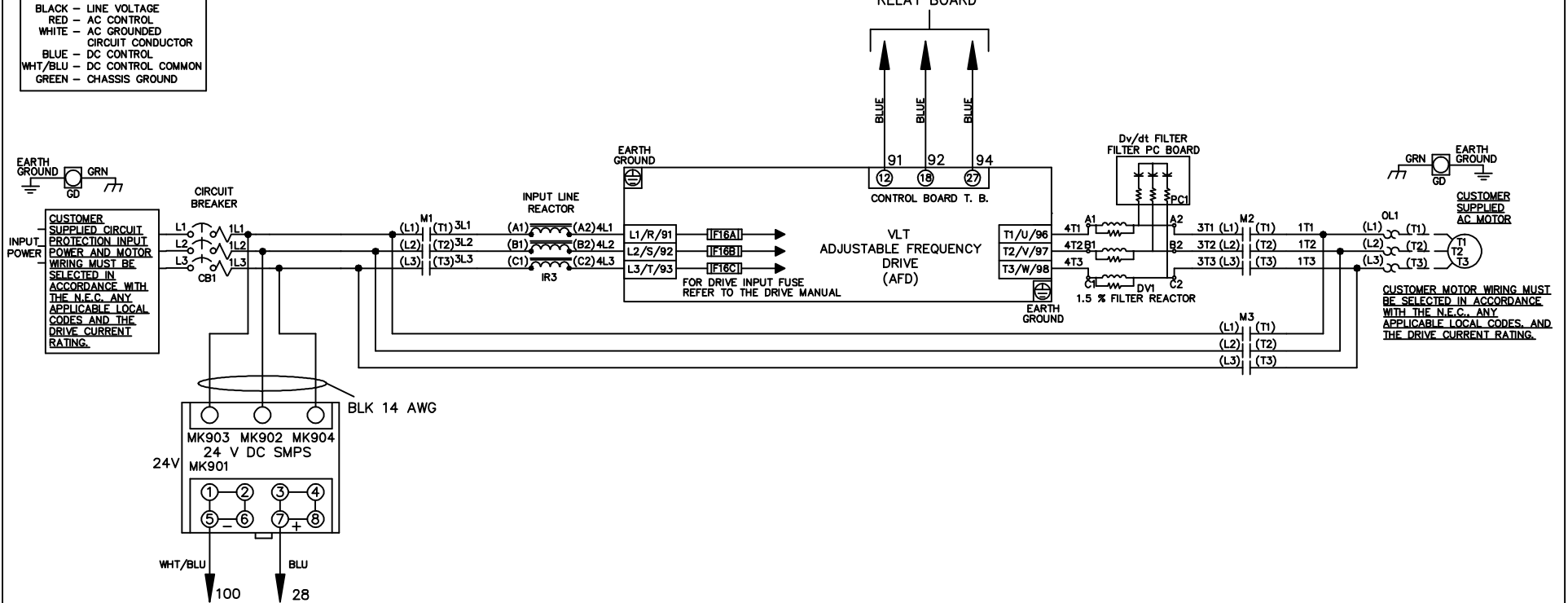


WIRE COLOR SCHEME
 BLACK - LINE VOLTAGE
 RED - AC CONTROL
 WHITE - AC GROUNDED
 CIRCUIT CONDUCTOR
 BLUE - DC CONTROL
 WHT/BLU - DC CONTROL COMMON
 GREEN - CHASSIS GROUND

* ALL CONTROL WIRES ARE BLUE EXCEPT WHERE NOTED. TO ELECTROMECHANICAL RELAY BOARD

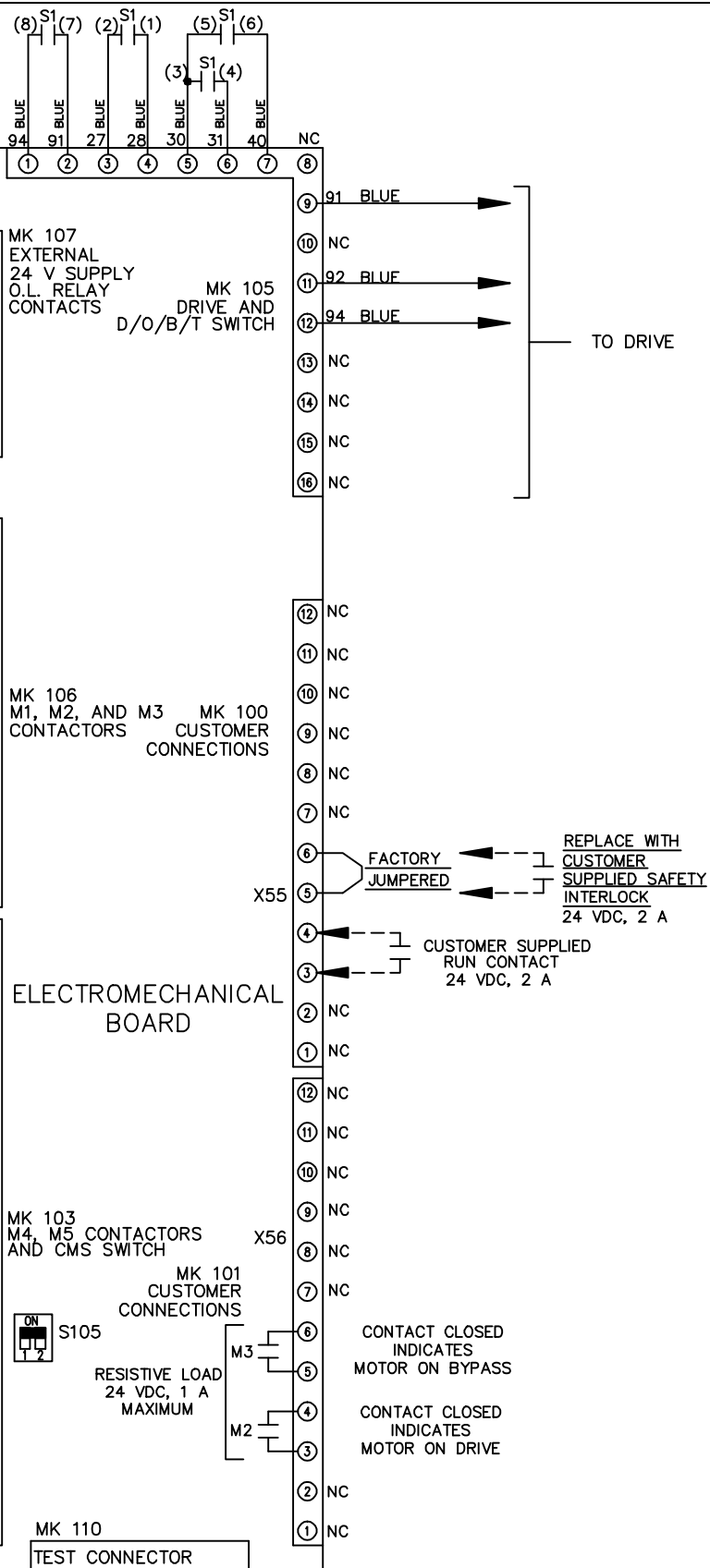
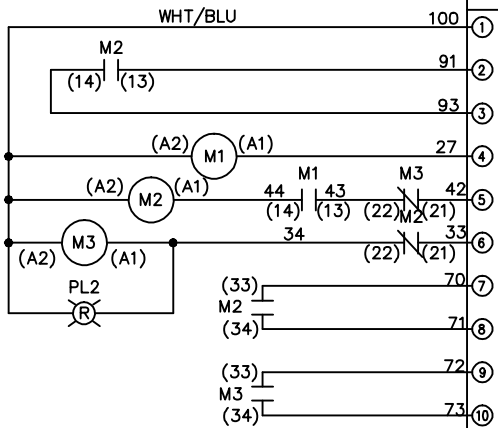


			-NOTICE-	DRN JNW 2/14/07	NAME 208-600VOLT, 3C, CB ,DRIVE FUSE, EMB1, FRAME A5-B1 , REACTOR & DVDT, SINGLE MTR	THE TRANE COMPANY A DIVISION OF AMERICAN STANDARD INC.	
A	SP08061	10/08	THIS DRAWING IS PROPRIETARY AND SHALL NOT BE COPIED OR ITS CONTENTS DISCLOSED TO OUTSIDE PARTIES WITHOUT THE WRITTEN CONSENT OF THE TRANE COMPANY	APR	MODEL	PAGE 1 OF 2	SIZE A
REV	ECN	DATE				DWG NO. 174U7889	

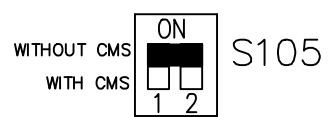
REV	ECON	DATE	
A	SP08066	10/08	
THIS DRAWING IS PROPRIETARY AND SHALL NOT BE COPIED OR ITS CONTENTS DISCLOSED TO OUTSIDE PARTIES WITHOUT THE WRITTEN CONSENT OF THE TRANE COMPANY			
DRN	JNW	2/14/07	
APR			
MODEL	NAME 208-600VOLT, 3C, CB		
PAGE 2 OF 2	, DRIVE FUSE, EMB1, FRAME A5-B1		
SIZE A	, REACTOR & DVDI, SINGLE MTR		
DWG NO. 174U7889	THE TRANE COMPANY A DIVISION OF AMERICAN STANDARD INC.		

CONTACT	POSITION	DRIVE	OFF	BYPASS	TEST
1-2		X			X
3-4				X	X
5-6		X			X
7-8					X

CONTACT SEQUENCE CHART FOR S1
X INDICATES CONTACT CLOSED



FACTORY SETTING



CUSTOMER CONNECTIONS X55, X56
CLASS 2 POWER SOURCE
REQUIRED FOR FIELD CONNECTION
USE CLASS 1 CONDUCTORS
CONDUCTOR SIZE 28-14 AWG