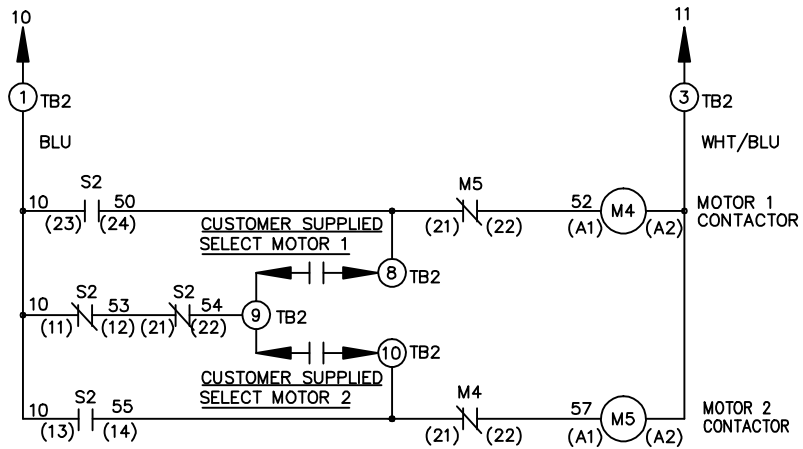
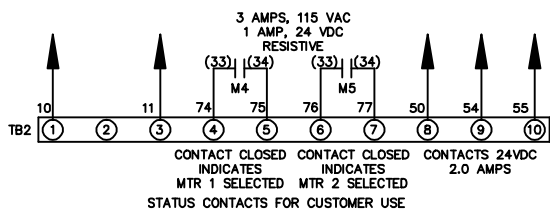
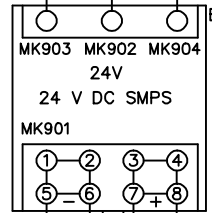
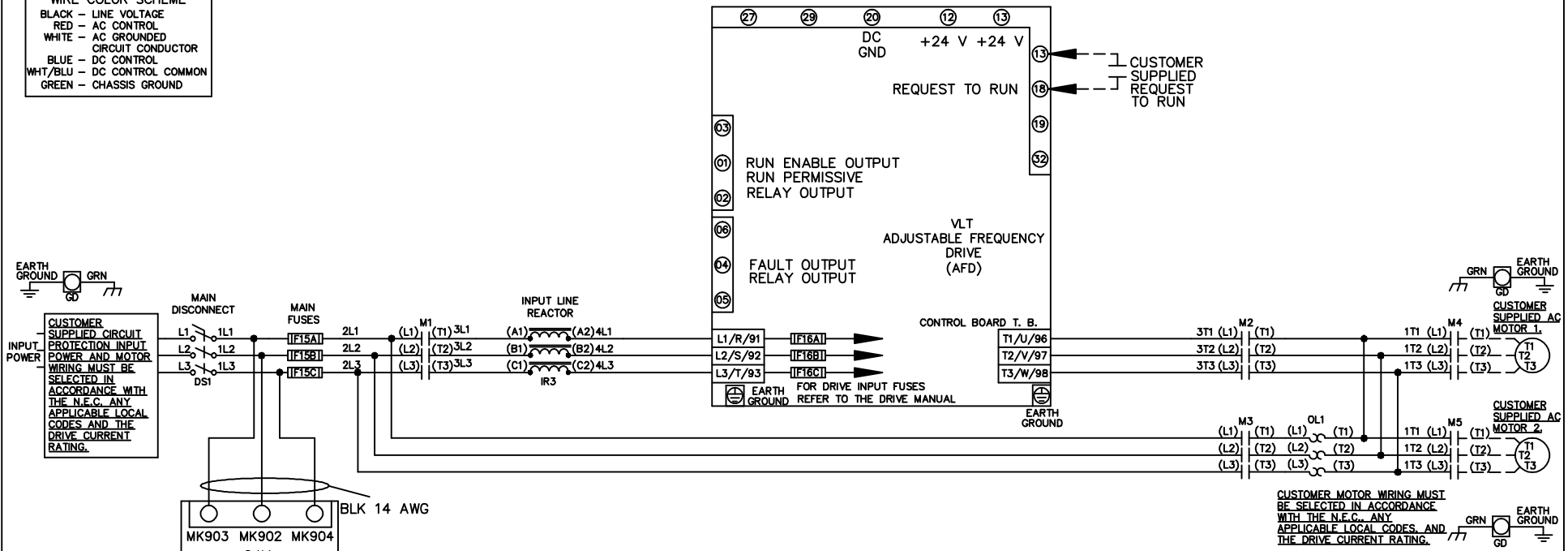


WIRE COLOR SCHEME

- BLACK - LINE VOLTAGE
- RED - AC CONTROL
- WHITE - AC GROUNDED
- BLUE - DC CONTROL
- WHT/BLU - DC CONTROL COMMON
- GREEN - CHASSIS GROUND



**CONTACT SEQUENCE CHART FOR S2
X INDICATES CONTACT CLOSED**

POSITION	MOTOR 1	AUTO	MOTOR 2
11-12	X	X	
13-14			X
21-22		X	X
23-24	X		

			-NOTICE-	DRN JNW 2/14/07	NAME 208-600VOLT, 3C, MAIN DISC , MAIN FUSE, ECB, FRAME A5-B1 , REACTOR, CMS			THE TRANE COMPANY A DIVISION OF AMERICAN STANDARD INC.		
A	SP08061	10/08	THIS DRAWING IS PROPRIETARY AND SHALL NOT BE COPIED OR ITS CONTENTS DISCLOSED TO OUTSIDE PARTIES WITHOUT THE WRITTEN CONSENT OF THE TRANE COMPANY	APR	MODEL	PAGE 1 OF 2	SIZE A	DWG NO.	174U7923	
REV	ECN	DATE								

REV	ECN	DATE
A	SP08066	10/08

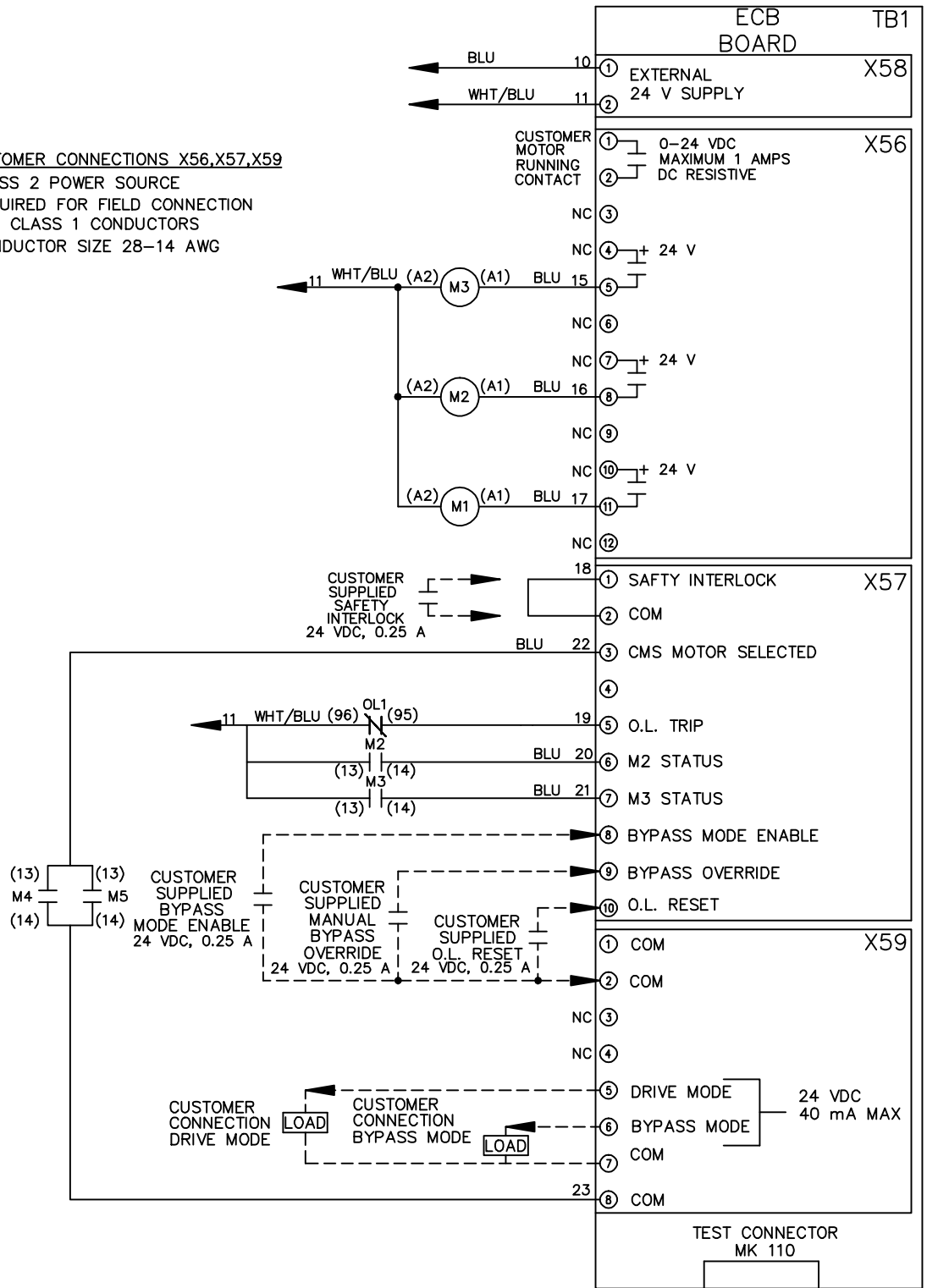
THIS DRAWING IS PROPRIETARY AND SHALL NOT BE COPIED OR ITS CONTENTS DISCLOSED TO OUTSIDE PARTIES WITHOUT THE WRITTEN CONSENT OF THE TRANE COMPANY

DRN JNW
 2/14/07
 APR

NAME 208-600VOLT, 3C, MAIN DISC
 , MAIN FUSE, ECB, FRAME A5-B1
 , REACTOR, CMS

MODEL
 PAGE 2 OF 2
 SIZE A
 DWG NO. 174U7923
 THE TRANE COMPANY
 A DIVISION OF
 AMERICAN STANDARD INC.

CUSTOMER CONNECTIONS X56, X57, X59
 CLASS 2 POWER SOURCE
 REQUIRED FOR FIELD CONNECTION
 USE CLASS 1 CONDUCTORS
 CONDUCTOR SIZE 28-14 AWG



TEST CONNECTOR MK 110