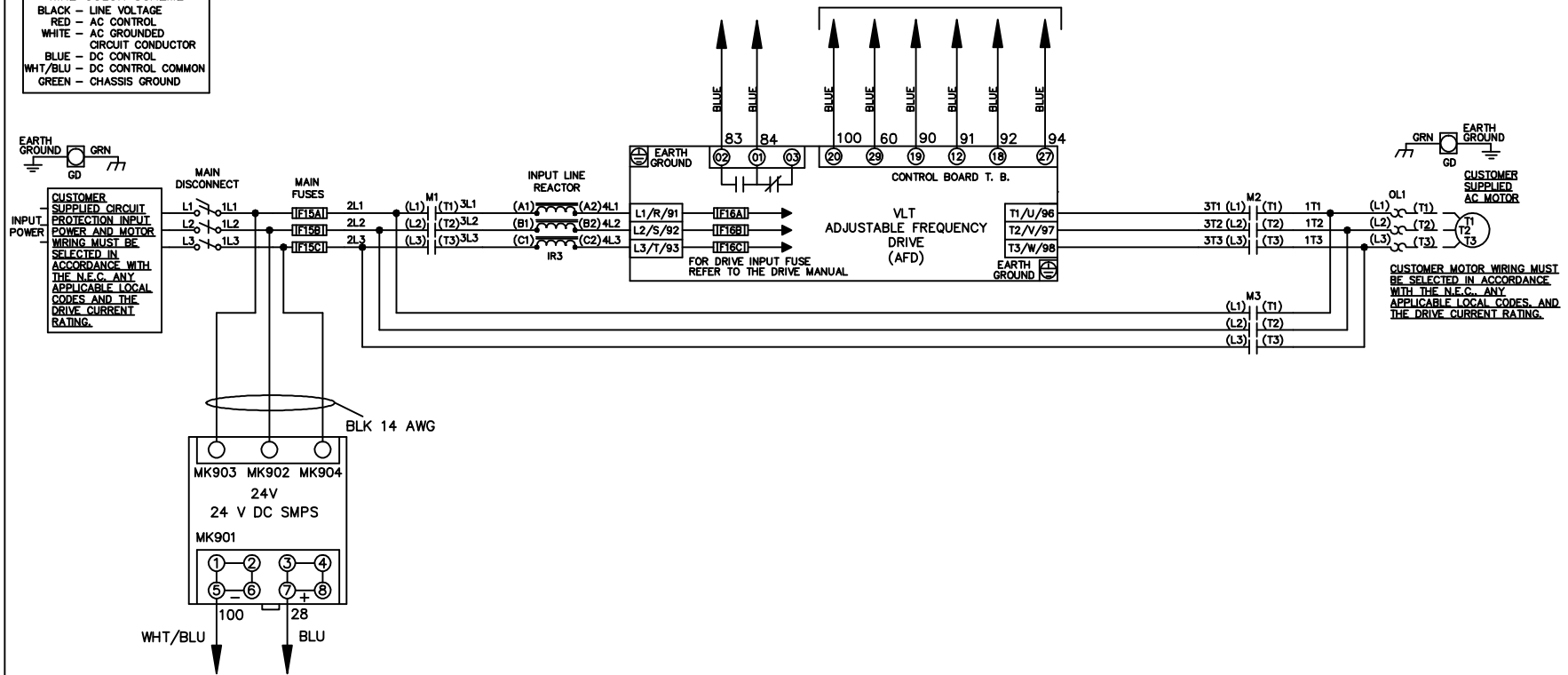


* ALL CONTROL WIRES ARE BLUE EXCEPT WHERE NOTED. TO ELECTROMECHANICAL RELAY BOARD

WIRE COLOR SCHEME	
BLACK	- LINE VOLTAGE
RED	- AC CONTROL
WHITE	- AC GROUND
	- CIRCUIT CONDUCTOR
BLUE	- DC CONTROL
WHT/BLU	- DC CONTROL COMMON
GREEN	- CHASSIS GROUND



A	SP08061	10/08
REV	ECN	DATE

-NOTICE-

THIS DRAWING IS PROPRIETARY AND SHALL NOT BE COPIED OR ITS CONTENTS DISCLOSED TO OUTSIDE PARTIES WITHOUT THE WRITTEN CONSENT OF THE TRANE COMPANY

DRN JNW
2/14/07
APR

NAME 208-600VOLT,3C,MAIN DISC
,MAIN FUSE,EMB2,FRAME A5-B1
,REACTOR,SINGLE MTR

MODEL

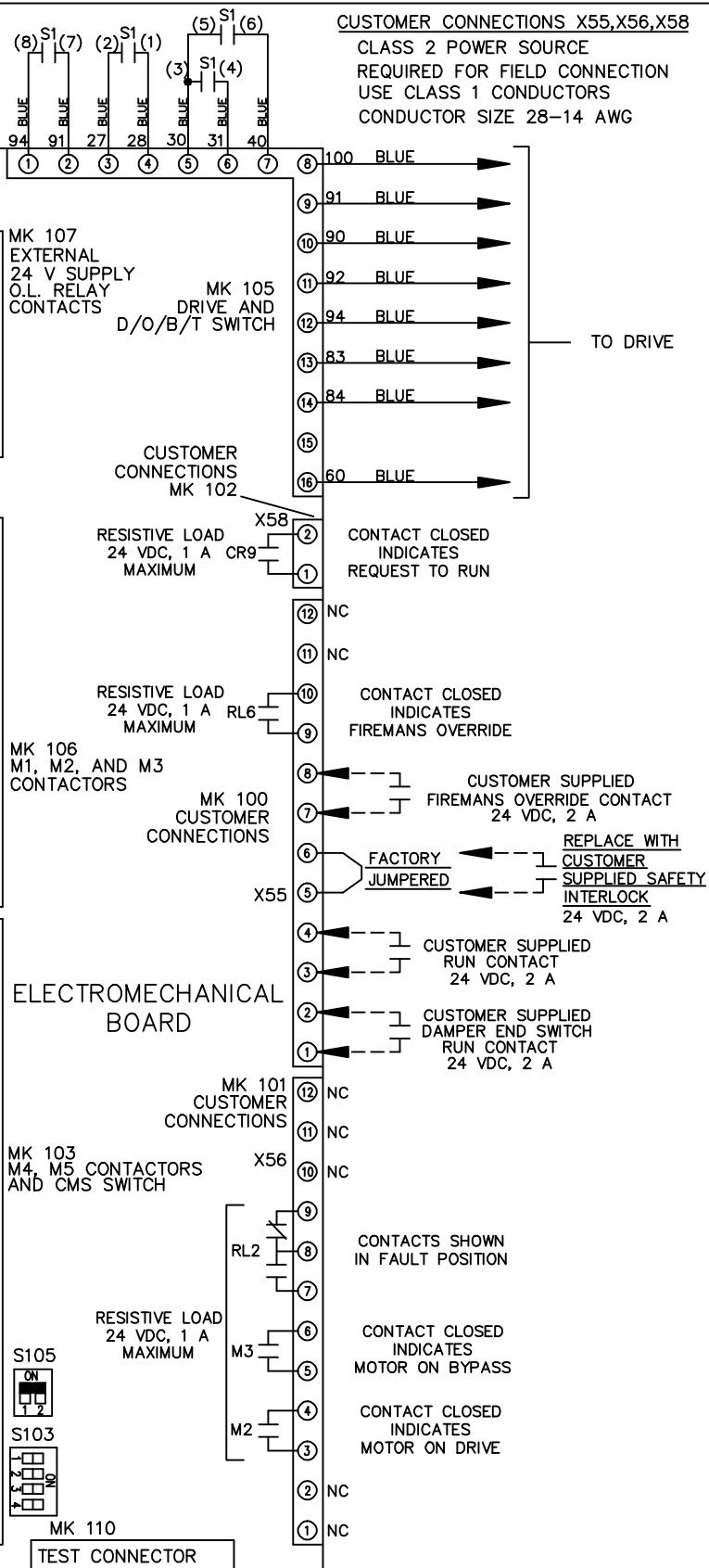
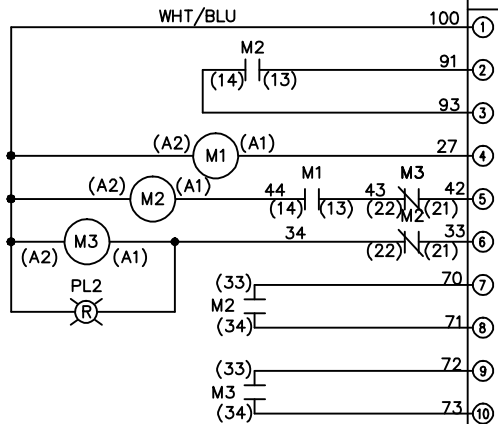
THE TRANE COMPANY
A DIVISION OF
AMERICAN STANDARD INC.

PAGE 1 OF 2 SIZE A DWG NO. 174U7948

REV	ECN	DATE	-NOTICE-		DRN	JNW	APR	MODEL	NAME 208-600VOLT, 3C, MAIN DISC , MAIN FUSE, EMB2, FRAME A5-B1 , REACTOR, SINGLE MTR	SIZE	DWG	174U7948
A	SP08066	10/08	THIS DRAWING IS PROPRIETARY AND SHALL NOT BE COPIED OR ITS CONTENTS DISCLOSED TO OUTSIDE PARTIES WITHOUT THE WRITTEN CONSENT OF THE TRANE COMPANY		2/14/07					A	NO.	
					PAGE	2	OF	2				
									THE TRANE COMPANY A DIVISION OF AMERICAN STANDARD INC.			

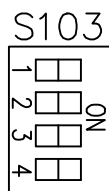
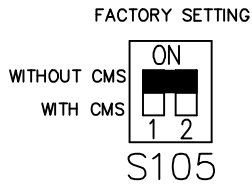
CONTACT SEQUENCE CHART FOR S1
X INDICATES CONTACT CLOSED

CONTACT	POSITION	DRIVE	OFF	BYPASS	TEST
1-2		X			X
3-4				X	X
5-6		X			
7-8					X



CUSTOMER CONNECTIONS X55, X56, X58
CLASS 2 POWER SOURCE
REQUIRED FOR FIELD CONNECTION
USE CLASS 1 CONDUCTORS
CONDUCTOR SIZE 28-14 AWG

ELECTROMECHANICAL BOARD



CUSTOMER SETTING
AUTOMATIC BYPASS TIME SELECT

- ONLY # 1 ON 30 SECONDS
- ONLY # 2 ON 60 SEC.
- ONLY # 3 ON 300 SEC
- ALL ON 15 SEC.
- ALL OFF NO AUTO BYPASS (FACTORY DEFAULT)