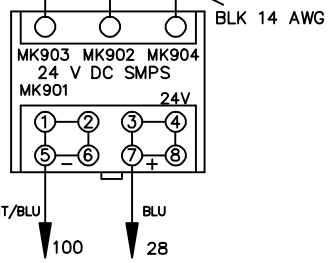
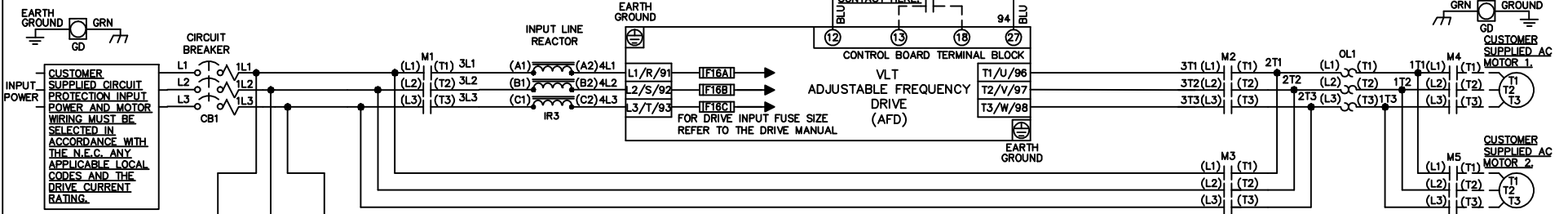


WIRE COLOR SCHEME
 BLACK - LINE VOLTAGE
 RED - AC CONTROL
 WHITE - AC GROUNDED
 BLUE - DC CONTROL
 WHT/BLU - DC CONTROL COMMON
 GREEN - CHASSIS GROUND

* ALL CONTROL WIRES ARE BLUE EXCEPT WHERE NOTED.

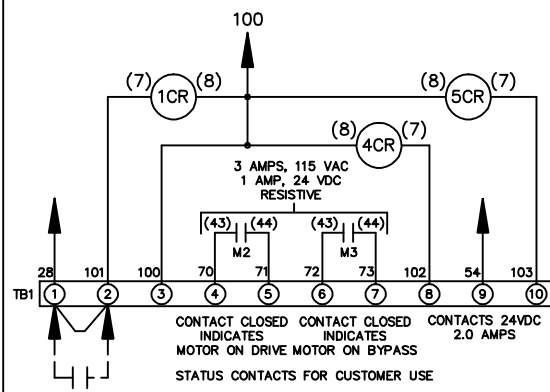
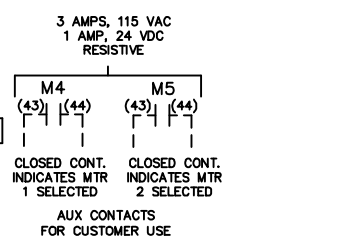


CONTACT SEQUENCE CHART FOR S2
X INDICATES CONTACT CLOSED

| POSITION | MOTOR 1 | AUTO | MOTOR 2 |
|---------------|---------|------|---------|
| CONTACT 11-12 | X | X | |
| CONTACT 13-14 | | | X |
| CONTACT 21-22 | | X | X |
| CONTACT 23-24 | X | | |

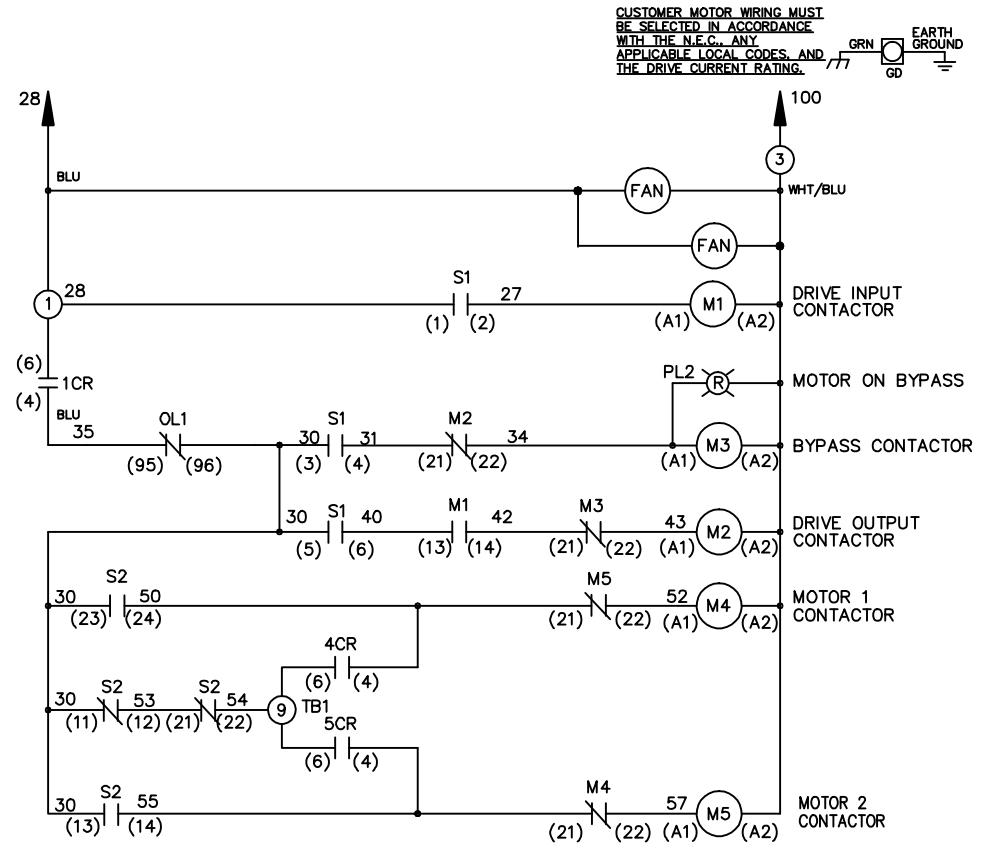
CONTACT SEQUENCE CHART FOR S1
X INDICATES CONTACT CLOSED

| POSITION | DRIVE | OFF | BYPASS | TEST |
|-------------|-------|-----|--------|------|
| CONTACT 1-2 | X | | | X |
| CONTACT 3-4 | | | X | X |
| CONTACT 5-6 | X | | | |
| CONTACT 7-8 | | | | X |



CUSTOMER SUPPLIED SAFETY INTERLOCK, FACTORY JUMPERED 24 VDC, 2 A

WARNING DO NOT CONNECT ANY EXTERNAL DEVICES TO 28, 101, AND 100



CUSTOMER MOTOR WIRING MUST BE SELECTED IN ACCORDANCE WITH THE N.E.C. ANY APPLICABLE LOCAL CODES AND THE DRIVE CURRENT RATING.

| | | |
|-----|---------|-------|
| REV | ECN | DATE |
| A | SP08061 | 10/08 |

-NOTICE-
 THIS DRAWING IS PROPRIETARY AND SHALL NOT BE COPIED OR ITS CONTENTS DISCLOSED TO OUTSIDE PARTIES WITHOUT THE WRITTEN CONSENT OF THE TRANE COMPANY

DRN/JNW
2/14/07
APR

NAME 208-600VOLT, 3C, CB
 , DRIVE FUSE, EMB, FRAME C1N12
 , REACTOR, CMS

THE TRANE COMPANY
 A DIVISION OF
 AMERICAN STANDARD INC.

MODEL _____ PAGE 1 OF 1 SIZE A DWG NO. 174U7966