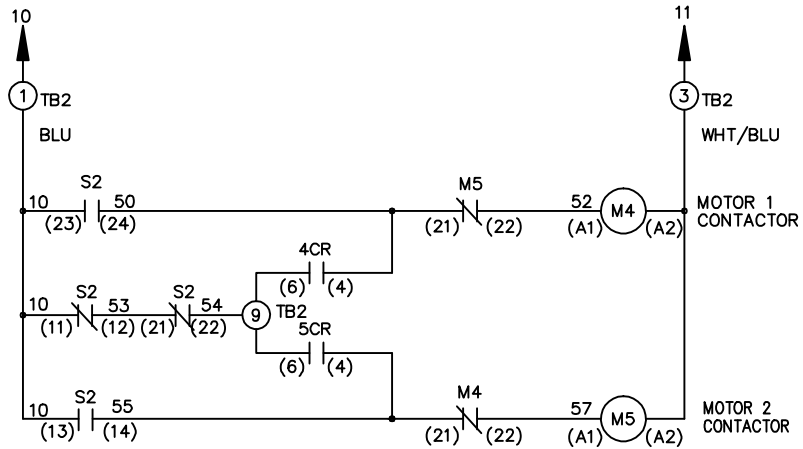
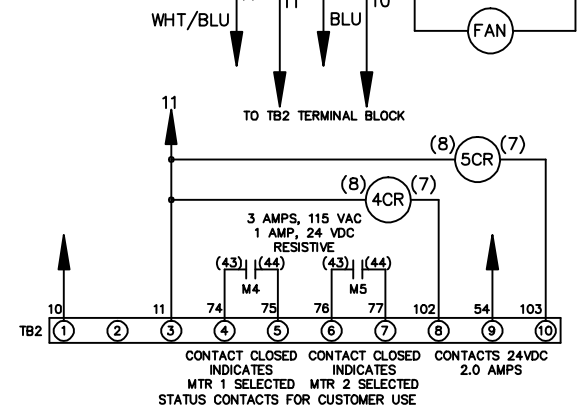
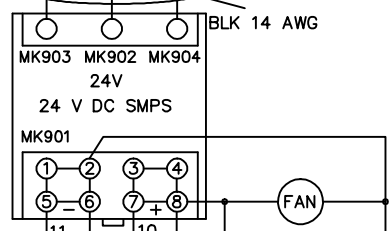
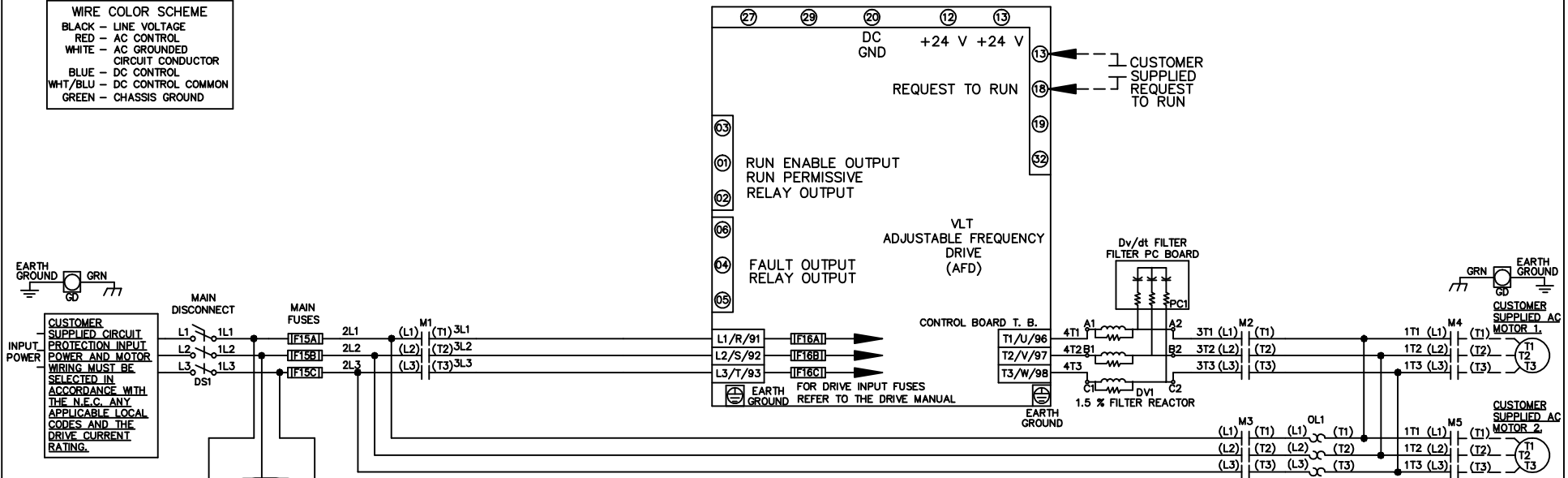


WIRE COLOR SCHEME
 BLACK - LINE VOLTAGE
 RED - AC CONTROL
 WHITE - AC GROUNDED
 CIRCUIT CONDUCTOR
 BLUE - DC CONTROL
 WHT/BLU - DC CONTROL COMMON
 GREEN - CHASSIS GROUND

CUSTOMER SUPPLIED CIRCUIT PROTECTION INPUT POWER AND MOTOR WIRING MUST BE SELECTED IN ACCORDANCE WITH THE N.E.C. ANY APPLICABLE LOCAL CODES AND THE DRIVE CURRENT RATING.



CUSTOMER MOTOR WIRING MUST BE SELECTED IN ACCORDANCE WITH THE N.E.C. ANY APPLICABLE LOCAL CODES AND THE DRIVE CURRENT RATING.

**CONTACT SEQUENCE CHART FOR S2
X INDICATES CONTACT CLOSED**

POSITION	MOTOR 1	AUTO	MOTOR 2
11-12	X	X	
13-14			X
21-22		X	X
23-24	X		

-NOTICE-

THIS DRAWING IS PROPRIETARY AND SHALL NOT BE COPIED OR ITS CONTENTS DISCLOSED TO OUTSIDE PARTIES WITHOUT THE WRITTEN CONSENT OF THE TRANE COMPANY

A	SP08061	10/08	DRN JNW 2/14/07	NAME 208-600VOLT, 3C, MAIN DISC , MAIN FUSE, ECB, FRAME C1N12 , DVD, T, CMS	THE TRANE COMPANY A DIVISION OF AMERICAN STANDARD INC.
REV	ECN	DATE	APR	MODEL	SIZE A
				PAGE 1 OF 2	DWG NO. 174U8035

REV	ECN	DATE
A	SP08066	10/08

THIS DRAWING IS PROPRIETARY AND SHALL NOT BE COPIED OR ITS CONTENTS DISCLOSED TO OUTSIDE PARTIES WITHOUT THE WRITTEN CONSENT OF THE TRANE COMPANY

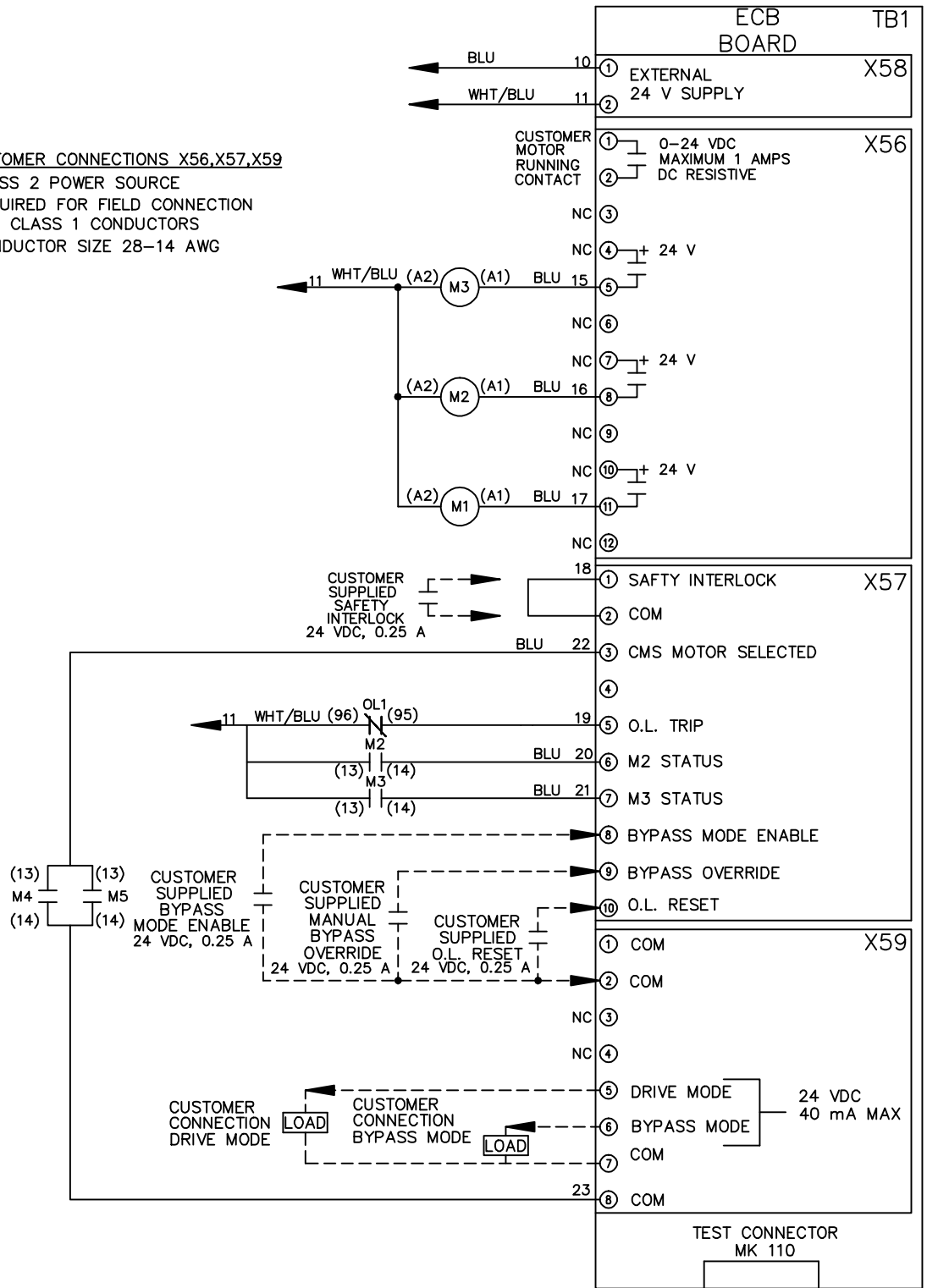
DRN JNW
 2/14/07
 APR

NAME 208-600VOLT, 3C, MAIN DISC
 , MAIN FUSE, ECB, FRAME C1N12
 , DVDI, CMS

MODEL
 PAGE 2 OF 2
 SIZE A
 DWG NO. 174U8035

CUSTOMER CONNECTIONS X56, X57, X59
 CLASS 2 POWER SOURCE
 REQUIRED FOR FIELD CONNECTION
 USE CLASS 1 CONDUCTORS
 CONDUCTOR SIZE 28-14 AWG

- NOTICE -



THE TRANE COMPANY
 A DIVISION OF
 AMERICAN STANDARD INC.