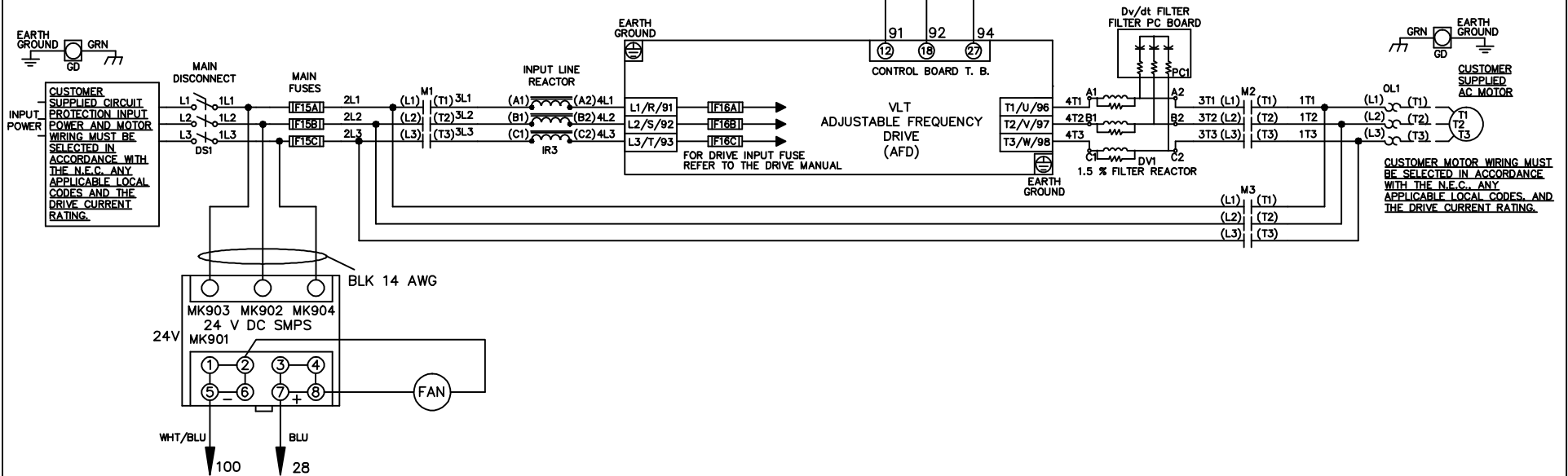


WIRE COLOR SCHEME
 BLACK - LINE VOLTAGE
 RED - AC CONTROL
 WHITE - AC GROUNDED
 WHITE - CIRCUIT CONDUCTOR
 BLUE - DC CONTROL
 WHT/BLU - DC CONTROL COMMON
 GREEN - CHASSIS GROUND

* ALL CONTROL WIRES ARE BLUE EXCEPT WHERE NOTED. TO ELECTROMECHANICAL RELAY BOARD



-NOTICE-

THIS DRAWING IS PROPRIETARY AND SHALL NOT BE COPIED OR ITS CONTENTS DISCLOSED TO OUTSIDE PARTIES WITHOUT THE WRITTEN CONSENT OF THE TRANE COMPANY

DRN JNW
 2/14/07

APR

NAME 208-600VOLT, 3C, MAIN DISC
 ,MAIN FUSE, EMB1, FRAME C1N12
 ,REACTOR & DVDT, SINGLE MTR

MODEL

THE TRANE COMPANY
 A DIVISION OF
 AMERICAN STANDARD INC.

A	SP08061	10/08
REV	ECN	DATE

PAGE 1 OF 2 SIZE A DWG NO. 174U8065

REV	ECON	DATE
A	SP08066	10/08

CONTACT	POSITION	DRIVE	OFF	BYPASS	TEST
1-2		X			
3-4				X	X
5-6					X
7-8					X

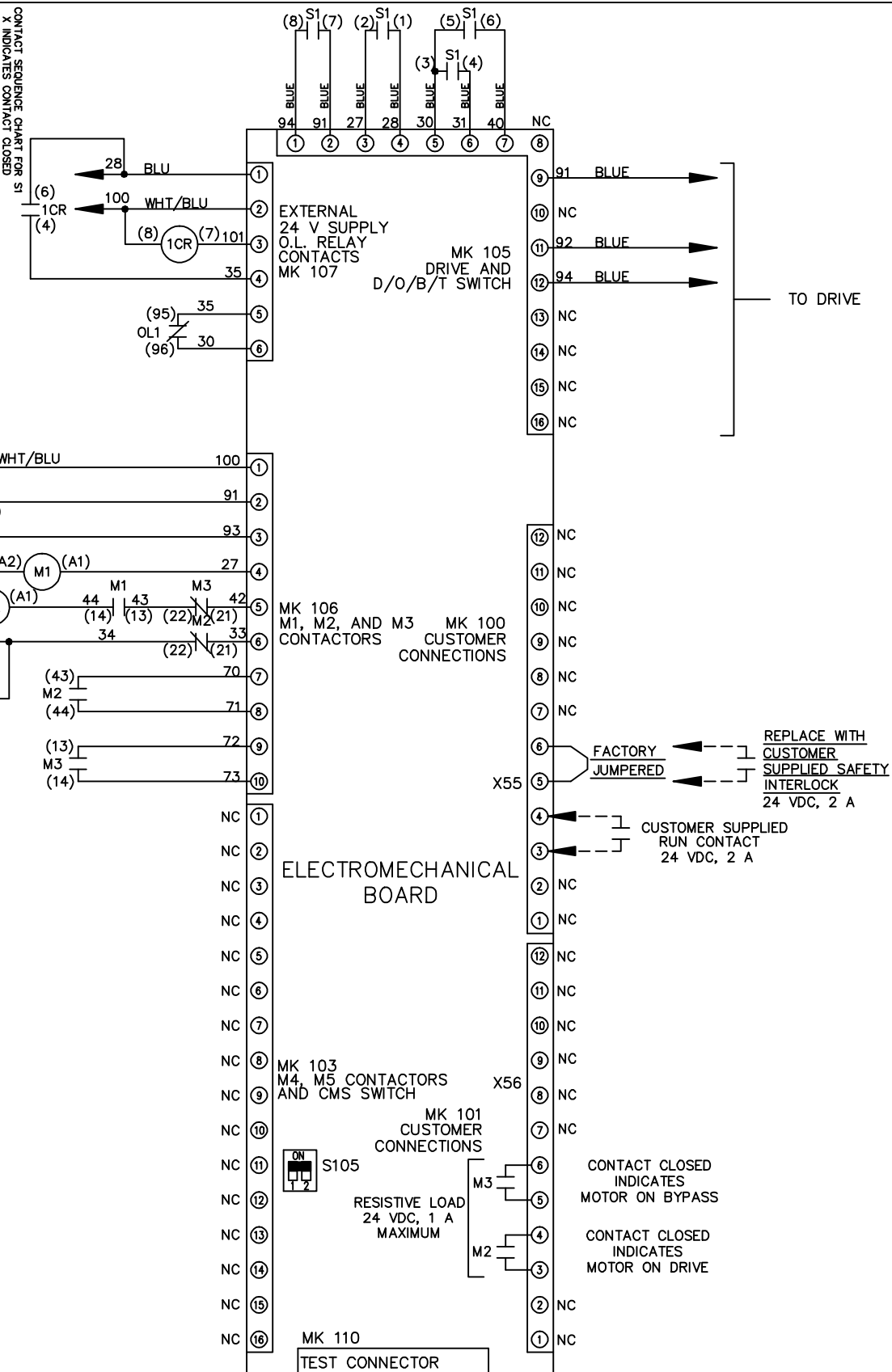
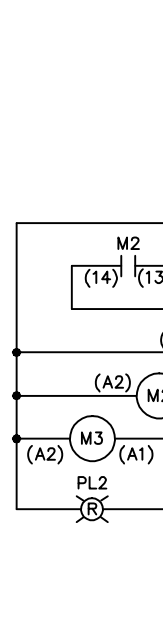
CONTACT SEQUENCE CHART FOR S1
X INDICATES CONTACT CLOSED

THIS DRAWING IS PROPRIETARY AND SHALL NOT BE COPIED OR ITS CONTENTS DISCLOSED TO OUTSIDE PARTIES WITHOUT THE WRITTEN CONSENT OF THE TRANE COMPANY

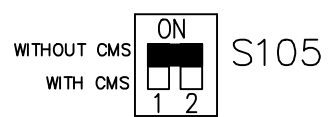
DRN JNW
2/14/07

NAME 208-600VOLT, 3C, MAIN DISC
, MAIN FUSE, EMB1, FRAME C1N12
, REACTOR & DVDI, SINGLE MTR

MODEL
PAGE 2 OF 2
SIZE A
DWG NO. 174U8065



FACTORY SETTING



CUSTOMER CONNECTIONS X55, X56
CLASS 2 POWER SOURCE
REQUIRED FOR FIELD CONNECTION
USE CLASS 1 CONDUCTORS
CONDUCTOR SIZE 28-14 AWG

-NOTICE-

THE TRANE COMPANY
A DIVISION OF
AMERICAN STANDARD INC.