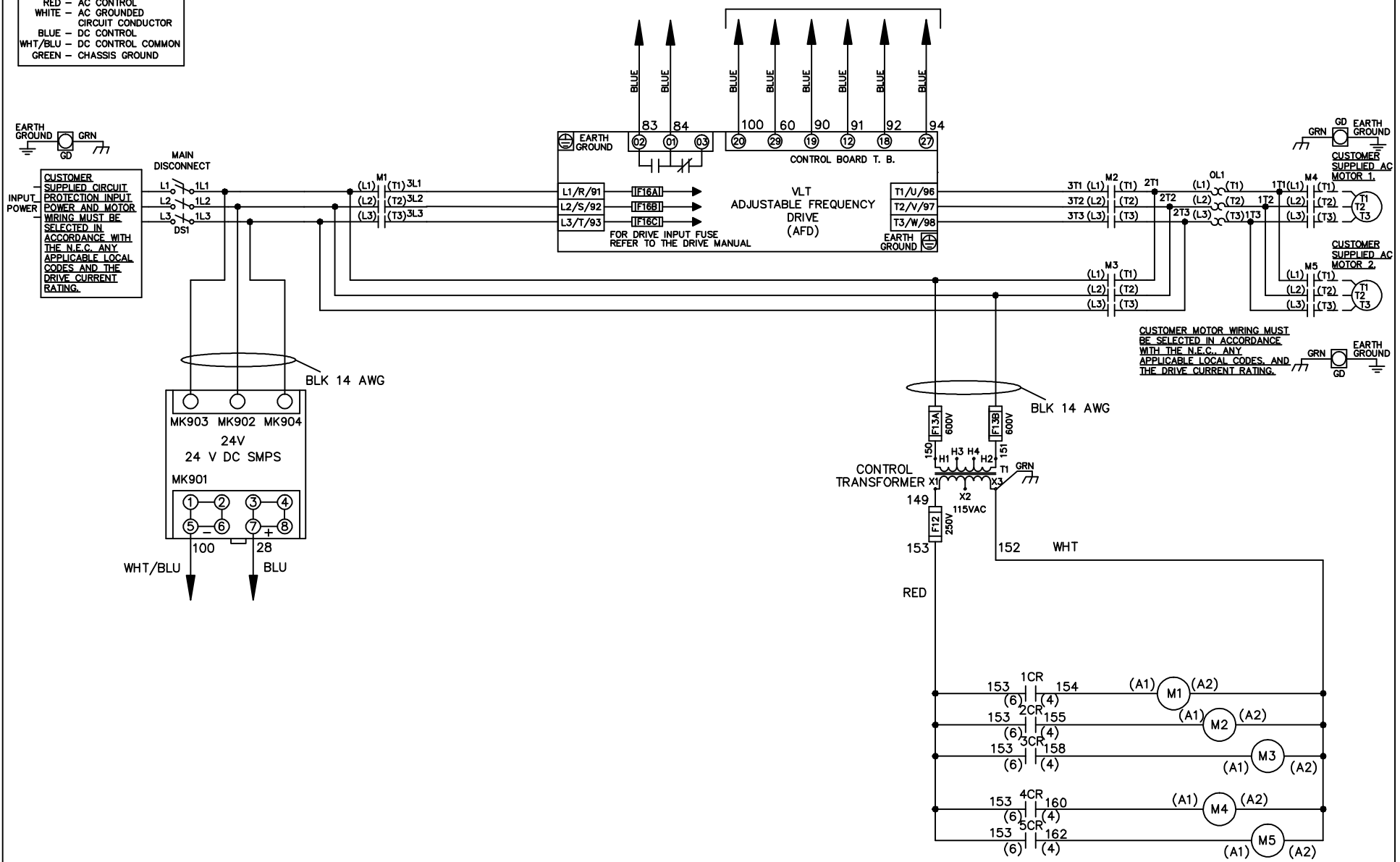


WIRE COLOR SCHEME
 BLACK - LINE VOLTAGE
 RED - AC CONTROL
 WHITE - AC GROUNDED
 BLUE - CIRCUIT CONDUCTOR
 BLUE - DC CONTROL
 WHT/BLU - DC CONTROL COMMON
 GREEN - CHASSIS GROUND

* ALL CONTROL WIRES ARE BLUE EXCEPT WHERE NOTED. TO ELECTROMECHANICAL RELAY BOARD



| | | |
|-----|---------|-------|
| REV | ECN | DATE |
| A | SP08061 | 10/08 |

-NOTICE-
 THIS DRAWING IS PROPRIETARY AND SHALL NOT BE COPIED OR ITS CONTENTS DISCLOSED TO OUTSIDE PARTIES WITHOUT THE WRITTEN CONSENT OF THE TRANE COMPANY

DRN JNW
 2/14/07
 APR

NAME 208 VOLT, 3C, MAIN DISC
 , DRIVE FUSE, EMB2, FRAME C2N1_
 , NO REACTOR & DVDT, CMS

THE TRANE COMPANY
 A DIVISION OF
 AMERICAN STANDARD INC.
 MODEL _____ PAGE 1 OF 2 SIZE A DWG NO. 174U8103

| | | |
|-----|---------|-------|
| REV | ECN | DATE |
| A | SP08066 | 10/08 |

| CONTACT | POSITION | DRIVE | OFF | BYPASS | TEST |
|---------|----------|-------|-----|--------|------|
| 1-2 | | X | | | |
| 3-4 | | | | X | X |
| 5-6 | | X | | | X |
| 7-8 | | | | | X |

-NOTICE-

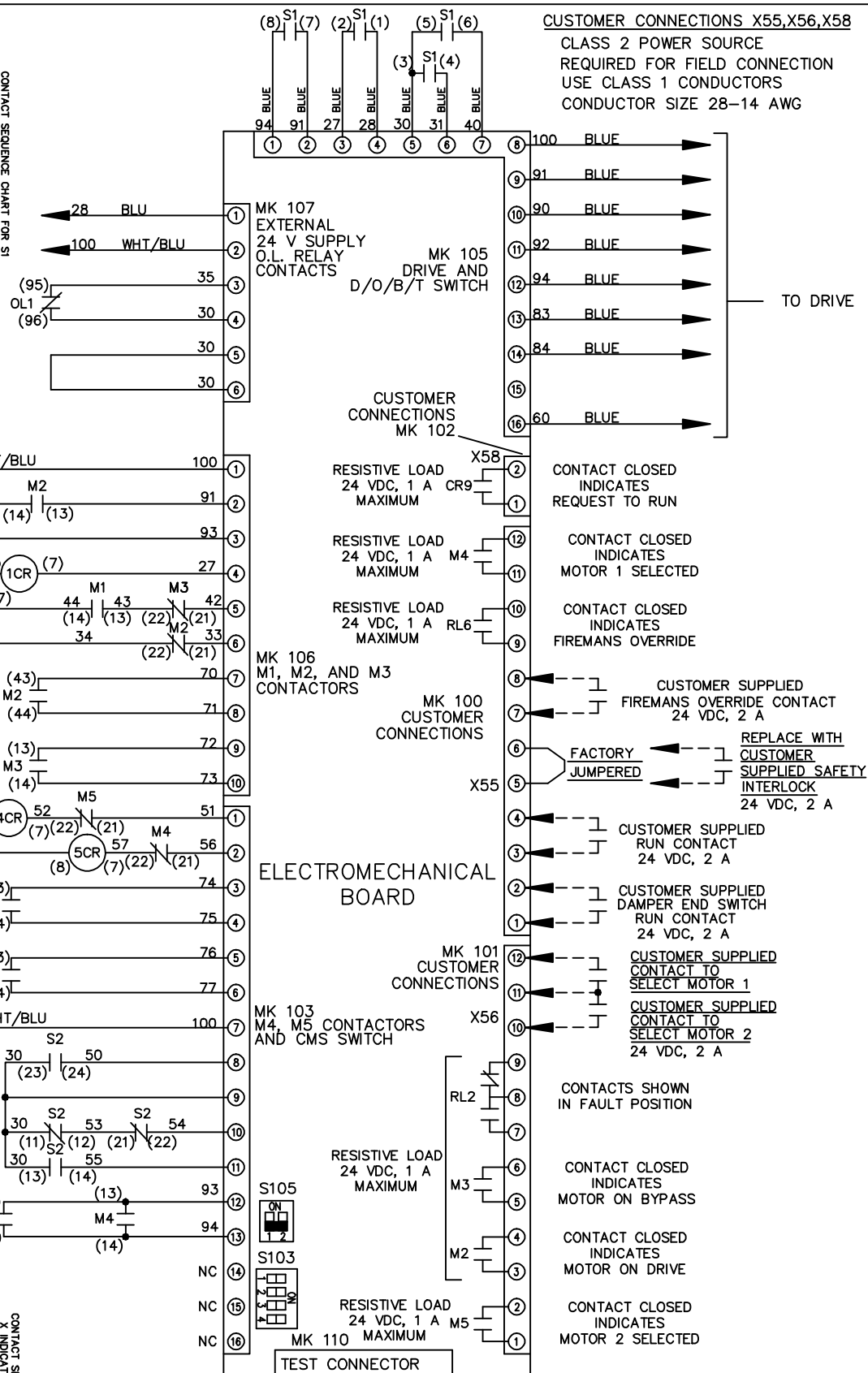
THIS DRAWING IS PROPRIETARY AND SHALL NOT BE COPIED OR ITS CONTENTS DISCLOSED TO OUTSIDE PARTIES WITHOUT THE WRITTEN CONSENT OF THE TRANE COMPANY

DRN JNW
2/14/07
APR

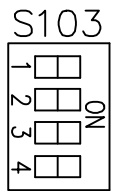

NAME 208 VOLT, 3C, MAIN DISC
, DRIVE FUSE, EMB2, FRAME C2N1
, NO REACTOR & DVD1, CMS

PAGE 2 OF 2
SIZE A
DWG NO. 174U8103

| CONTACT | POSITION | MOTOR 1 | AUTO | MOTOR 2 |
|---------|----------|---------|------|---------|
| 11-12 | | X | X | |
| 13-14 | | | | X |
| 21-22 | | | X | X |
| 23-24 | | X | | |



CUSTOMER CONNECTIONS X55, X56, X58
 CLASS 2 POWER SOURCE
 REQUIRED FOR FIELD CONNECTION
 USE CLASS 1 CONDUCTORS
 CONDUCTOR SIZE 28-14 AWG



THE TRANE COMPANY
 A DIVISION OF
 AMERICAN STANDARD INC.