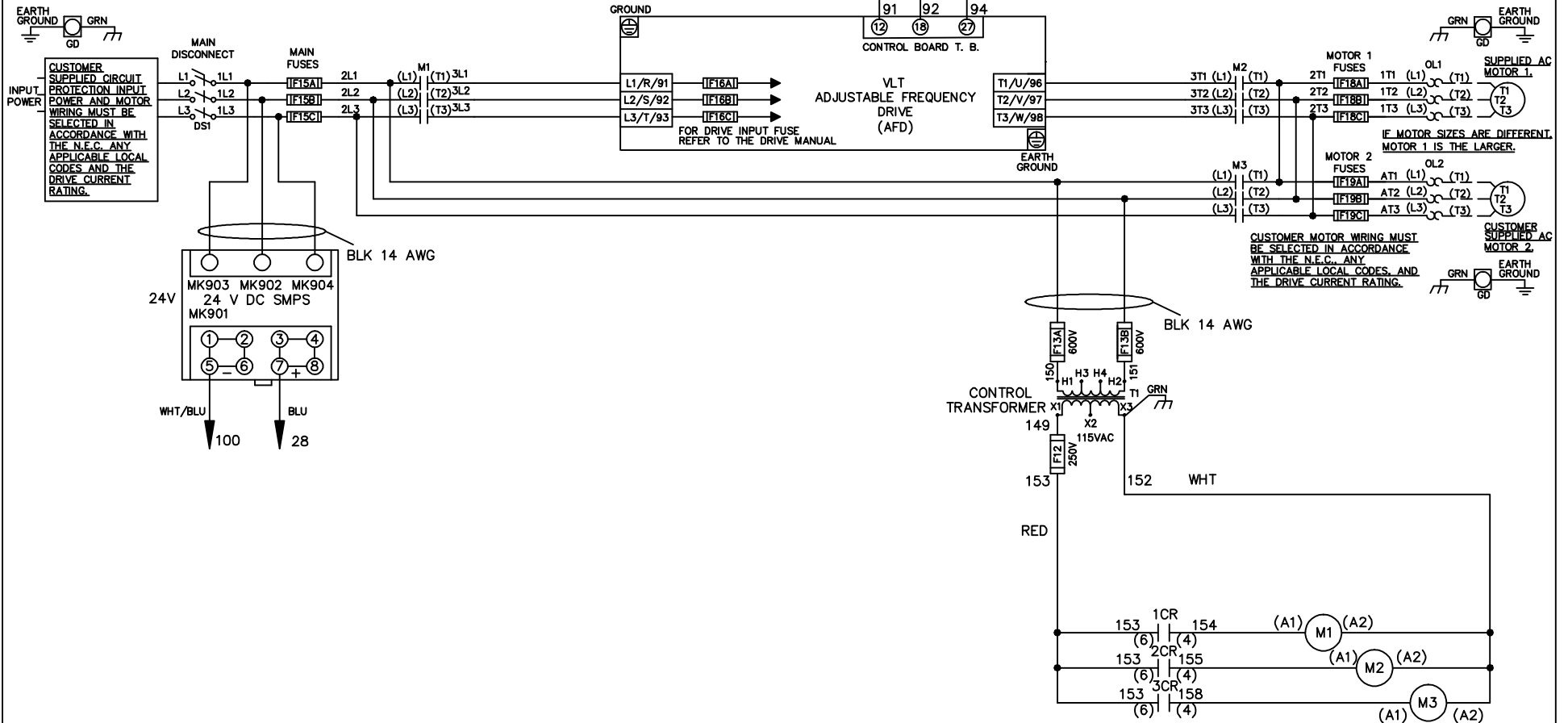


WIRE COLOR SCHEME	
BLACK	- LINE VOLTAGE
RED	- AC CONTROL
WHITE	- AC GROUNDED CIRCUIT CONDUCTOR
BLUE	- DC CONTROL
WHT/BLU	- DC CONTROL COMMON
GREEN	- CHASSIS GROUND

* ALL CONTROL WIRES ARE BLUE EXCEPT WHERE NOTED. TO ELECTROMECHANICAL RELAY BOARD



-NOTICE-

THIS DRAWING IS PROPRIETARY AND SHALL NOT BE COPIED OR ITS CONTENTS DISCLOSED TO OUTSIDE PARTIES WITHOUT THE WRITTEN CONSENT OF THE TRANE COMPANY

DRN JNW
2/14/07

APR

NAME 208 VOLT,3C,MAIN DISC
,MAIN FUSE,EMB1,FRAME C2N1_
,NO REACTOR & DVDT,DUAL MTR

MODEL

PAGE 1 OF 2

SIZE A

DWG NO.

THE TRANE COMPANY
A DIVISION OF
AMERICAN STANDARD INC.

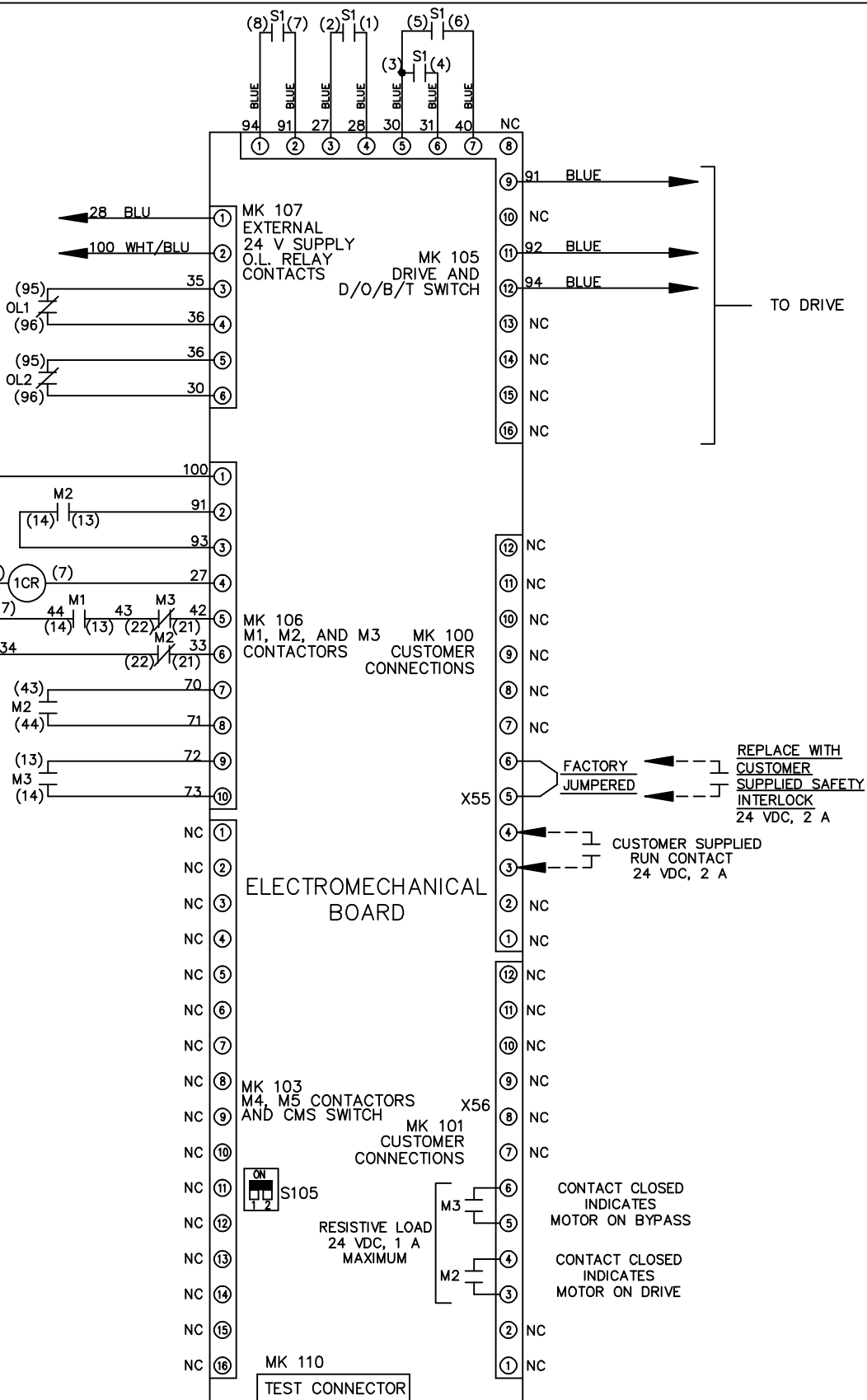
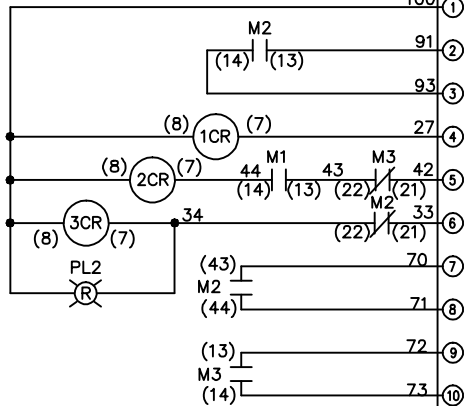
174U8139

A	SP08061	10/08
REV	ECN	DATE

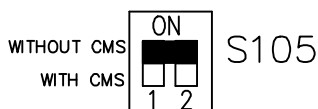
REV	ECON	DATE	DRN	JNW	2/14/07	APR	MODEL	NAME 208 VOLT, 3C, MAIN DISC , MAIN FUSE, EMB1, FRAME C2N1 , NO REACTOR & DVDI, DUAL MTR	SIZE	DWG	174U8139
A	SP08066	10/08									
<p style="text-align: center;">- NOTICE -</p> <p style="text-align: center;">THIS DRAWING IS PROPRIETARY AND SHALL NOT BE COPIED OR ITS CONTENTS DISCLOSED TO OUTSIDE PARTIES WITHOUT THE WRITTEN CONSENT OF THE TRANE COMPANY</p>											

CONTACT	POSITION	DRIVE	OFF	BYPASS	TEST
1-2		X			X
3-4				X	X
5-6		X			
7-8					X

CONTACT SEQUENCE CHART FOR S1
X INDICATES CONTACT CLOSED



FACTORY SETTING



CUSTOMER CONNECTIONS X55, X56
 CLASS 2 POWER SOURCE
 REQUIRED FOR FIELD CONNECTION
 USE CLASS 1 CONDUCTORS
 CONDUCTOR SIZE 28-14 AWG

THE TRANE COMPANY
 A DIVISION OF
 AMERICAN STANDARD INC.