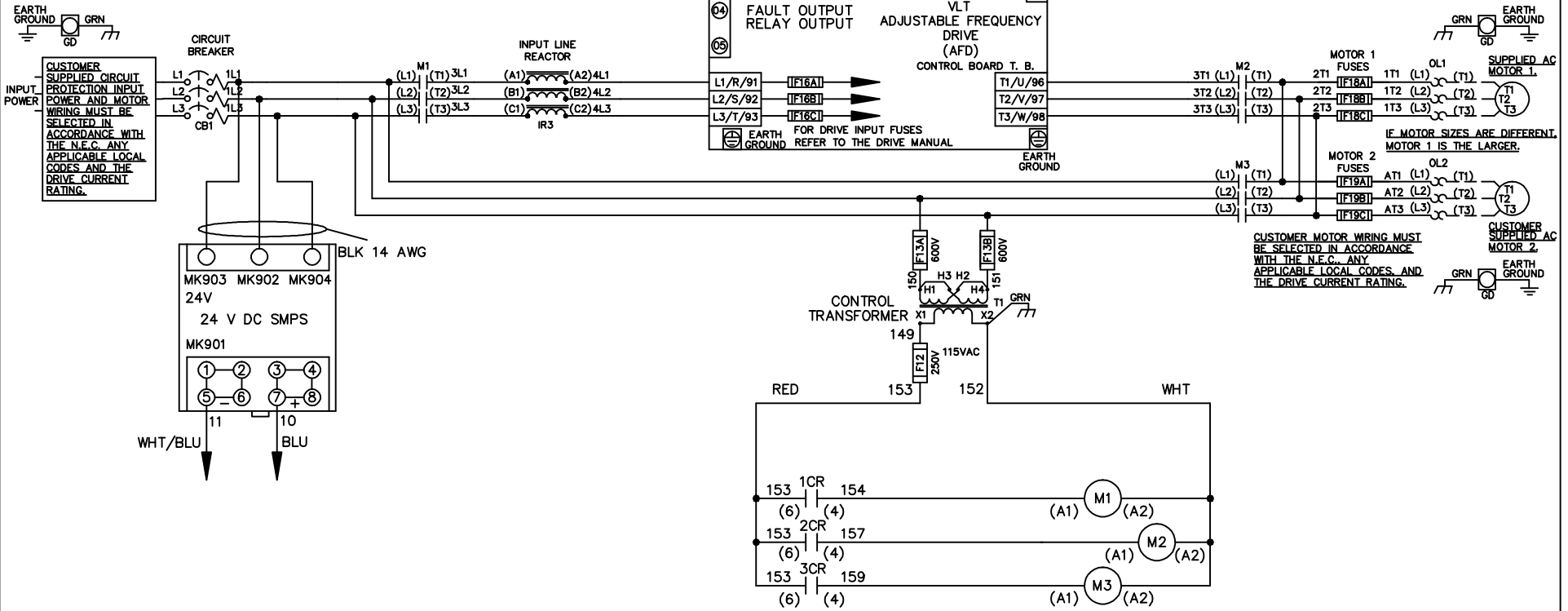


WIRE COLOR SCHEME	
BLACK	- LINE VOLTAGE
RED	- AC CONTROL
WHITE	- AC GROUNDED
	- CIRCUIT CONDUCTOR
BLUE	- DC CONTROL
WHT/BLU	- DC CONTROL COMMON
GREEN	- CHASSIS GROUND



CUSTOMER SUPPLIED AC MOTOR 1

IF MOTOR SIZES ARE DIFFERENT, MOTOR 1 IS THE LARGER.

CUSTOMER SUPPLIED AC MOTOR 2

CUSTOMER MOTOR WIRING MUST BE SELECTED IN ACCORDANCE WITH THE N.E.C., ANY APPLICABLE LOCAL CODES, AND THE DRIVE CURRENT RATING.

-NOTICE-

THIS DRAWING IS PROPRIETARY AND SHALL NOT BE COPIED OR ITS CONTENTS DISCLOSED TO OUTSIDE PARTIES WITHOUT THE WRITTEN CONSENT OF THE TRANE COMPANY

DRN JNW
2/14/07

NAME 230 VOLT,3C,CB
,DRIVE FUSE,ECB,FRAME C2N1_
,REACTOR,DUAL MTR

THE TRANE COMPANY
A DIVISION OF
AMERICAN STANDARD INC.

REV	ECN	DATE
A	SP08061	10/08

APR

MODEL

PAGE 1 OF 2

SIZE A

DWG NO.

174U8161

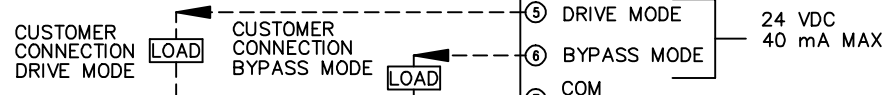
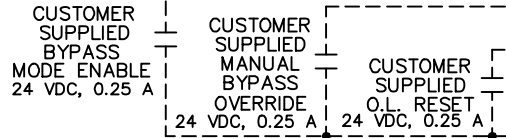
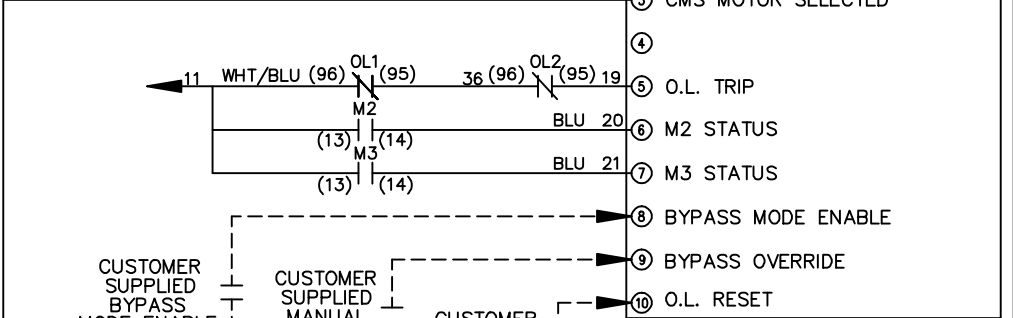
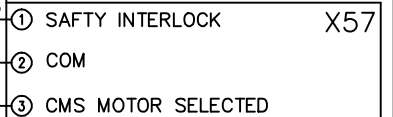
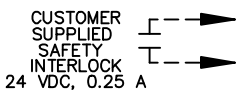
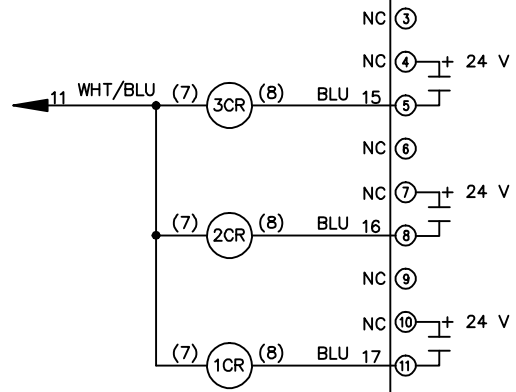
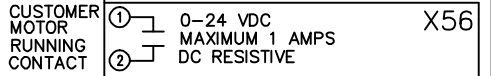
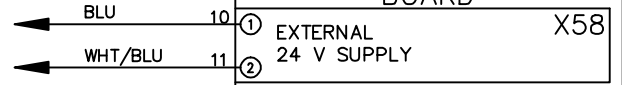
REV	ECN	DATE
A	SP08066	10/08

THIS DRAWING IS PROPRIETARY AND SHALL NOT BE COPIED OR ITS CONTENTS DISCLOSED TO OUTSIDE PARTIES WITHOUT THE WRITTEN CONSENT OF THE TRANE COMPANY

- NOTICE -

CUSTOMER CONNECTIONS X56,X57,X59
 CLASS 2 POWER SOURCE
 REQUIRED FOR FIELD CONNECTION
 USE CLASS 1 CONDUCTORS
 CONDUCTOR SIZE 28-14 AWG

ECB BOARD TB1



TEST CONNECTOR MK 110

DRN JNW
 2/14/07
 APR

NAME: 230 VOLT, 3C, CB
 DRIVE FUSE, ECB, FRAME C2N1
 REACTOR, DUAL MTR

PAGE 2 OF 2

SIZE A

DWG NO.

174U8161

THE TRANE COMPANY
 A DIVISION OF
 AMERICAN STANDARD INC.