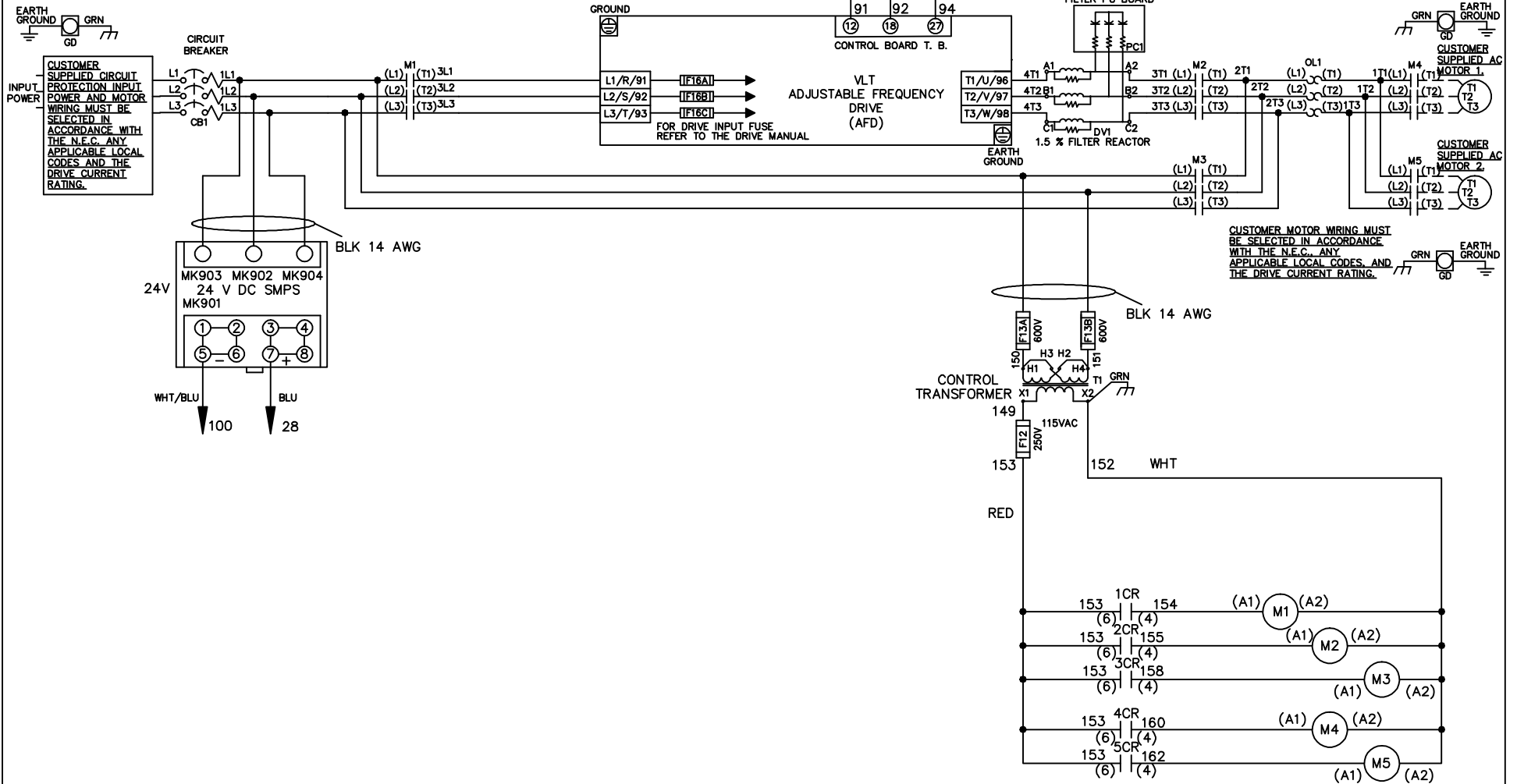


| WIRE COLOR SCHEME | |
|-------------------|---------------------------------|
| BLACK | - LINE VOLTAGE |
| RED | - AC CONTROL |
| WHITE | - AC GROUNDED CIRCUIT CONDUCTOR |
| BLUE | - DC CONTROL |
| WHT/BLU | - DC CONTROL COMMON |
| GREEN | - CHASSIS GROUND |

* ALL CONTROL WIRES ARE BLUE EXCEPT WHERE NOTED. TO ELECTROMECHANICAL RELAY BOARD



-NOTICE-

THIS DRAWING IS PROPRIETARY AND SHALL NOT BE COPIED OR ITS CONTENTS DISCLOSED TO OUTSIDE PARTIES WITHOUT THE WRITTEN CONSENT OF THE TRANE COMPANY

DRN JNW
2/14/07

NAME 230 VOLT,3C,CB
,DRIVE FUSE,EMB1,FRAME C2N1_
,DVDT,CMS

THE TRANE COMPANY
A DIVISION OF
AMERICAN STANDARD INC.

| | | |
|-----|---------|-------|
| A | SP08061 | 10/08 |
| REV | ECN | DATE |

APR

MODEL

PAGE 1 OF 2

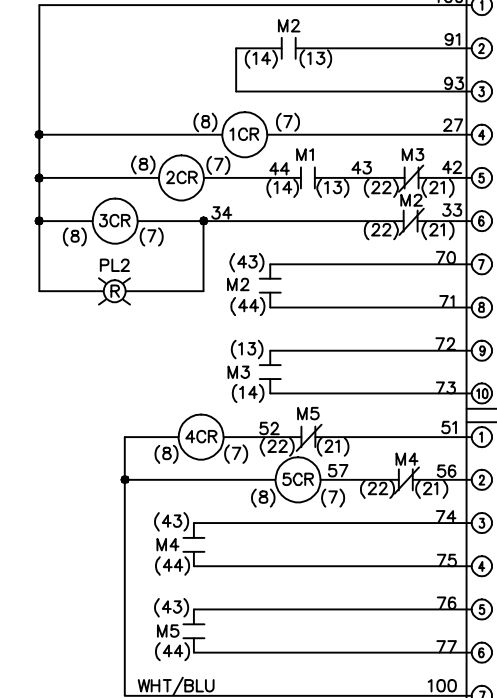
SIZE A

DWG NO.

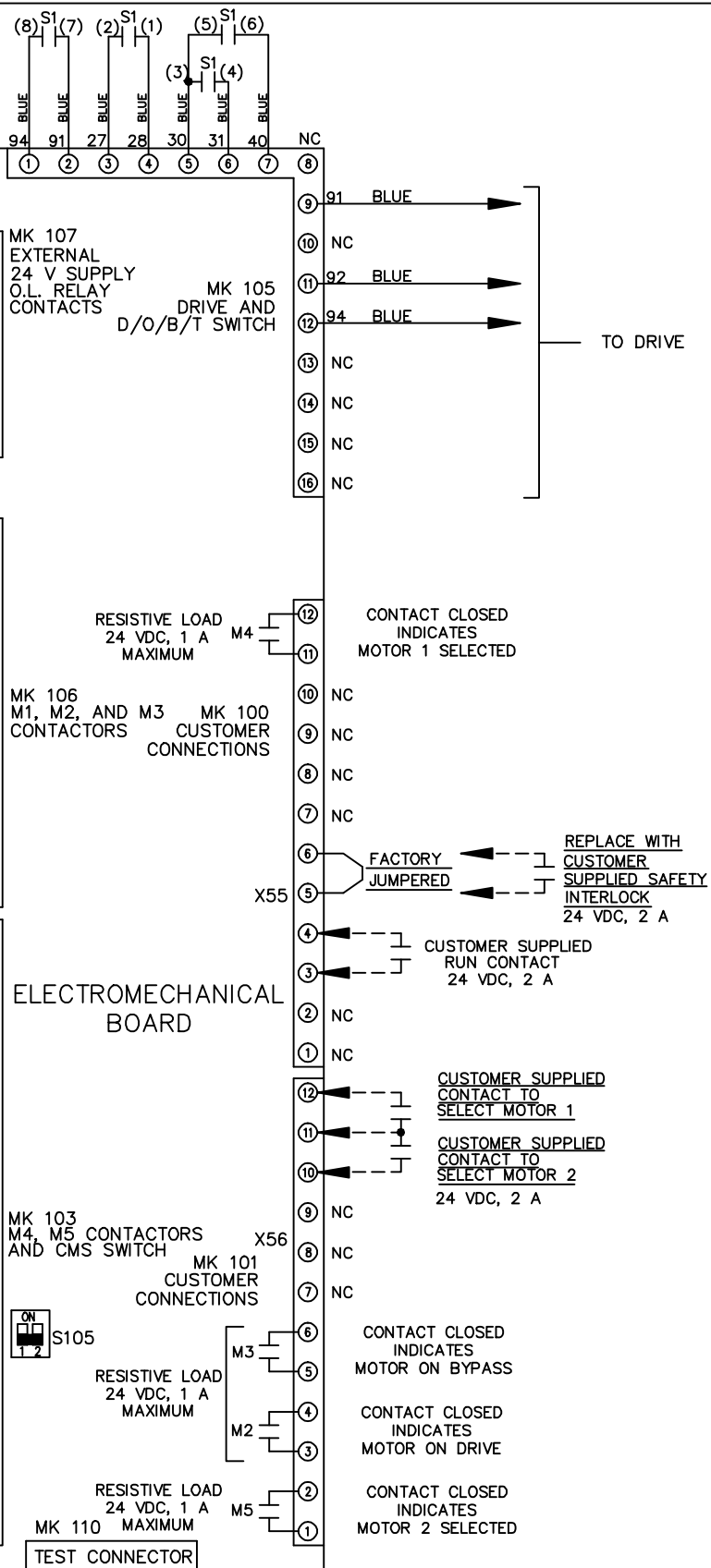
174U8207

| | | |
|-----|---------|-------|
| REV | ECN | DATE |
| A | SP08066 | 10/08 |

| CONTACT POSITION | DRIVE | OFF | BYPASS | TEST |
|------------------|-------|-----|--------|------|
| 1-2 | X | | | X |
| 3-4 | | | X | X |
| 5-6 | X | | | |
| 7-8 | | | | X |



| CONTACT POSITION | MOTOR 1 | AUTO | MOTOR 2 |
|------------------|---------|------|---------|
| 11-12 | X | X | |
| 13-14 | | | X |
| 21-22 | | | X |
| 23-24 | X | | |



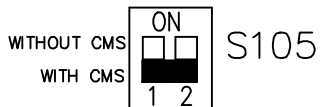
-NOTICE-
 THIS DRAWING IS PROPRIETARY AND SHALL NOT
 BE COPIED OR ITS CONTENTS DISCLOSED TO
 OUTSIDE PARTIES WITHOUT THE WRITTEN
 CONSENT OF THE TRANE COMPANY

DRN JNW
 2/14/07
 APR

NAME 230 VOLT, 3C, CB
 DRIVE FUSE, EMB1, FRAME C2N1-
 , DVD1, CMS
 MODEL
 PAGE 2 OF 2
 SIZE A
 DWG NO. 174U8207

THE TRANE COMPANY
 A DIVISION OF
 AMERICAN STANDARD INC.

FACTORY SETTING



CUSTOMER CONNECTIONS X55, X56
 CLASS 2 POWER SOURCE
 REQUIRED FOR FIELD CONNECTION
 USE CLASS 1 CONDUCTORS
 CONDUCTOR SIZE 28-14 AWG