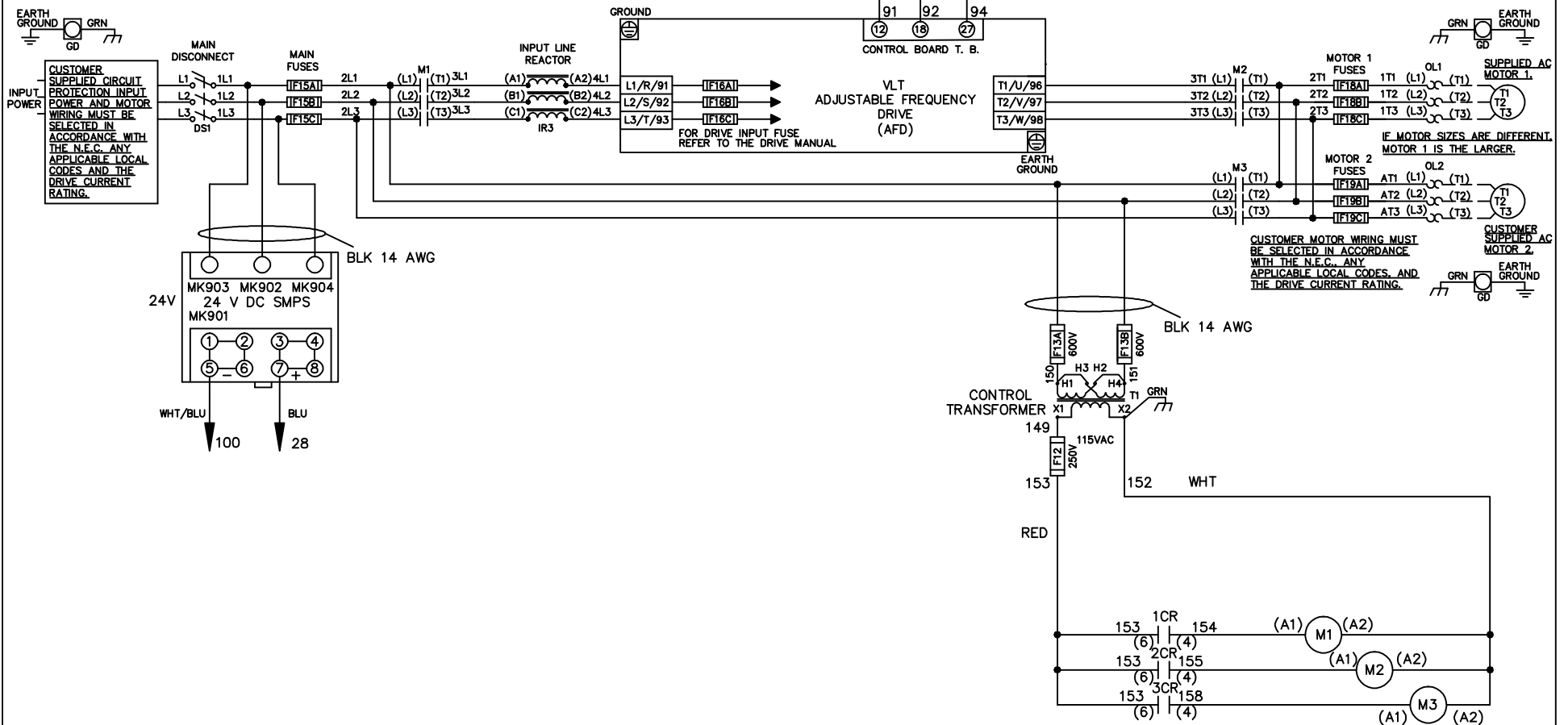


WIRE COLOR SCHEME	
BLACK	- LINE VOLTAGE
RED	- AC CONTROL
WHITE	- AC GROUNDED CIRCUIT CONDUCTOR
BLUE	- DC CONTROL
WHT/BLU	- DC CONTROL COMMON
GREEN	- CHASSIS GROUND

* ALL CONTROL WIRES ARE BLUE EXCEPT WHERE NOTED. TO ELECTROMECHANICAL RELAY BOARD



-NOTICE-

THIS DRAWING IS PROPRIETARY AND SHALL NOT BE COPIED OR ITS CONTENTS DISCLOSED TO OUTSIDE PARTIES WITHOUT THE WRITTEN CONSENT OF THE TRANE COMPANY

DRN JNW
2/14/07

APR

NAME 230 VOLT,3C,MAIN DISC
,MAIN FUSE,EMB1,FRAME C2N1_
,REACTOR,DUAL MTR

THE TRANE COMPANY
A DIVISION OF
AMERICAN STANDARD INC.

A	SP08061	10/08
REV	ECN	DATE

MODEL _____ PAGE 1 OF 2 SIZE A DWG NO. 174U8218

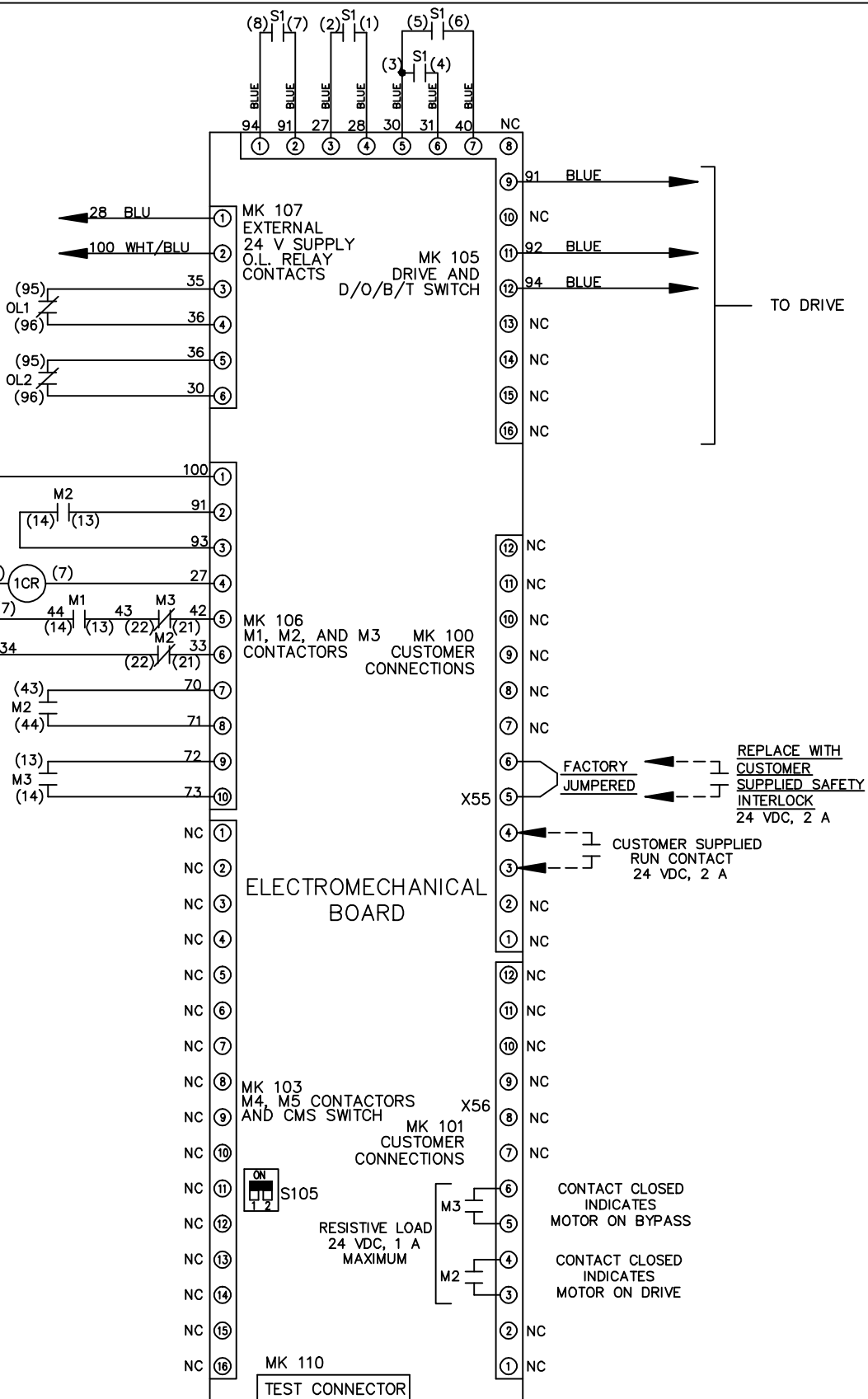
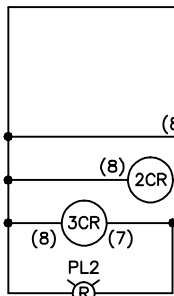
REV	ECON	DATE	DRN	JNW	2/14/07	APR	MODEL	NAME 230 VOLT, 3C, MAIN DISC , MAIN FUSE, EMB1, FRAME C2N1 , REACTOR, DUAL MTR	PAGE 2 OF 2	SIZE A	DWG NO.	174U8218	THE TRANE COMPANY A DIVISION OF AMERICAN STANDARD INC.
A	SP08066	10/08											

CONTACT SEQUENCE CHART FOR S1
X INDICATES CONTACT CLOSED

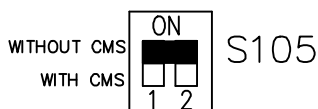
CONTACT	POSITION	DRIVE	OFF	BYPASS	TEST
1-2		X			X
3-4				X	X
5-6		X			
7-8					X

NOTICE -

THIS DRAWING IS PROPRIETARY AND SHALL NOT BE COPIED OR ITS CONTENTS DISCLOSED TO OUTSIDE PARTIES WITHOUT THE WRITTEN CONSENT OF THE TRANE COMPANY



FACTORY SETTING



CUSTOMER CONNECTIONS X55, X56
CLASS 2 POWER SOURCE
REQUIRED FOR FIELD CONNECTION
USE CLASS 1 CONDUCTORS
CONDUCTOR SIZE 28-14 AWG