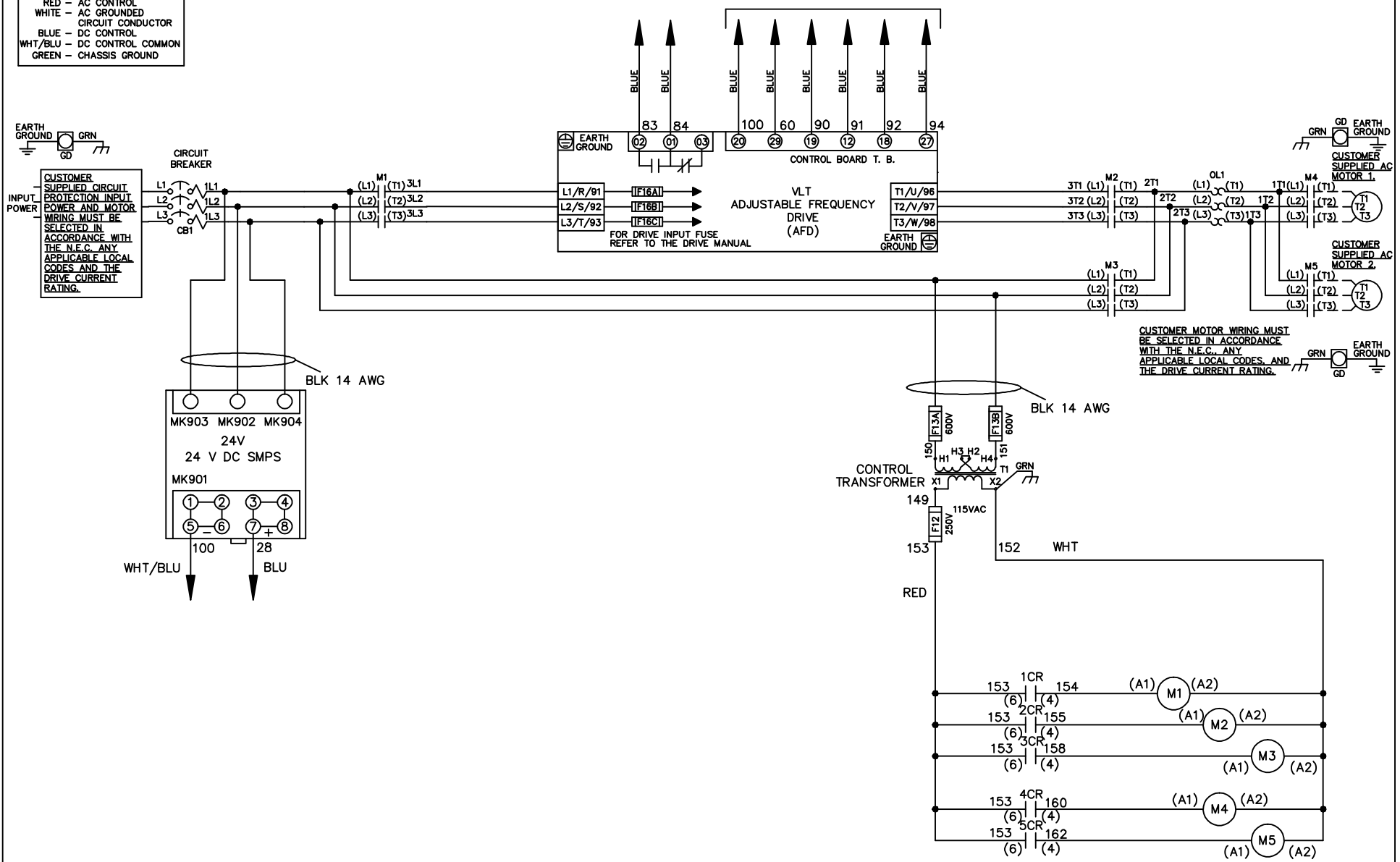


WIRE COLOR SCHEME

- BLACK - LINE VOLTAGE
- RED - AC CONTROL
- WHITE - AC GROUNDED
- BLUE - CIRCUIT CONDUCTOR
- BLUE - DC CONTROL
- WHT/BLU - DC CONTROL COMMON
- GREEN - CHASSIS GROUND

* ALL CONTROL WIRES ARE BLUE EXCEPT WHERE NOTED. TO ELECTROMECHANICAL RELAY BOARD



| | | | | | | | |
|----------|---------|-------|--------------------|--|-------------|--|------------------|
| -NOTICE- | | | DRN JNW 2/14/07 | NAME 460 VOLT, 3C, CB , DRIVE FUSE, EMB2, FRAME C2N1_ , NO REACTOR & DVDT, CMS | | THE TRANE COMPANY A DIVISION OF AMERICAN STANDARD INC. | |
| A | SP08061 | 10/08 | APR | MODEL | PAGE 1 OF 2 | SIZE A | DWG NO. 174U8262 |
| REV | ECN | DATE | | | | | |

| | | |
|-----|---------|-------|
| REV | ECN | DATE |
| A | SP08066 | 10/08 |

CONTACT SEQUENCE CHART FOR S1
X INDICATES CONTACT CLOSED

| CONTACT | POSITION | DRIVE | OFF | BYPASS | TEST |
|---------|----------|-------|-----|--------|------|
| 1-2 | | X | | | |
| 3-4 | | | | X | X |
| 5-6 | | X | | | X |
| 7-8 | | | | | X |

-NOTICE-

THIS DRAWING IS PROPRIETARY AND SHALL NOT BE COPIED OR ITS CONTENTS DISCLOSED TO OUTSIDE PARTIES WITHOUT THE WRITTEN CONSENT OF THE TRANE COMPANY

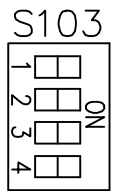

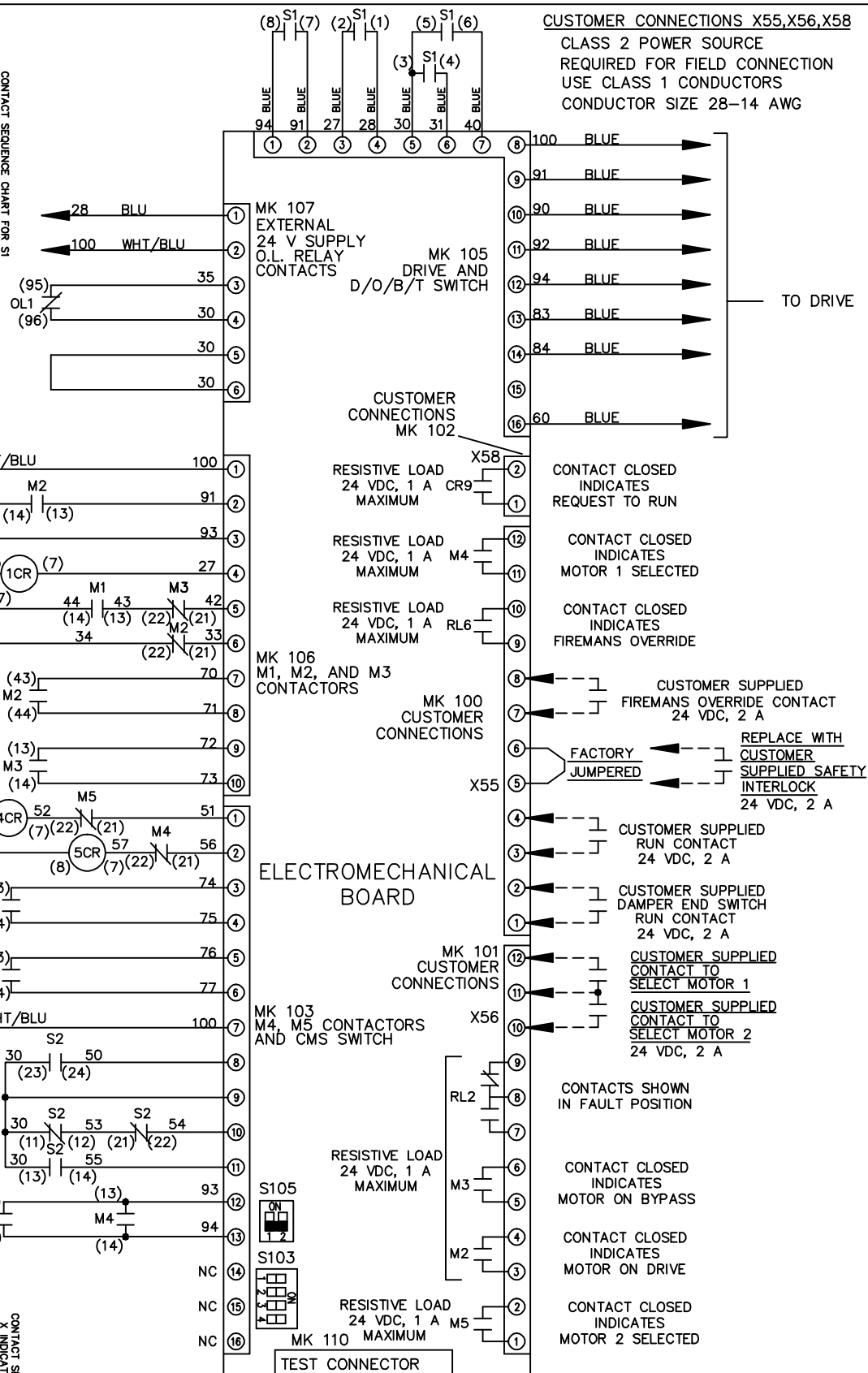
DRN JNW
2/14/07
APR

NAME 460 VOLT, 3C, CB
, DRIVE FUSE, EMB2, FRAME C2N1 -
, NO REACTOR & DVDI, CMS

MODEL
PAGE 2 OF 2
SIZE A
DWG NO. 174U8262

CONTACT SEQUENCE CHART FOR S2
X INDICATES CONTACT CLOSED

| CONTACT | POSITION | MOTOR 1 | AUTO | MOTOR 2 |
|---------|----------|---------|------|---------|
| 11-12 | | X | X | |
| 13-14 | | | | X |
| 21-22 | | | X | X |
| 23-24 | | X | | |



TO DRIVE

CUSTOMER SUPPLIED FIREMANS OVERRIDE CONTACT 24 VDC, 2 A
REPLACE WITH CUSTOMER SUPPLIED SAFETY INTERLOCK 24 VDC, 2 A

CUSTOMER SUPPLIED RUN CONTACT 24 VDC, 2 A
CUSTOMER SUPPLIED DAMPER END SWITCH RUN CONTACT 24 VDC, 2 A
CUSTOMER SUPPLIED CONTACT TO SELECT MOTOR 1
CUSTOMER SUPPLIED CONTACT TO SELECT MOTOR 2 24 VDC, 2 A

CONTACTS SHOWN IN FAULT POSITION
CONTACT CLOSED INDICATES MOTOR ON BYPASS
CONTACT CLOSED INDICATES MOTOR ON DRIVE
CONTACT CLOSED INDICATES MOTOR 2 SELECTED