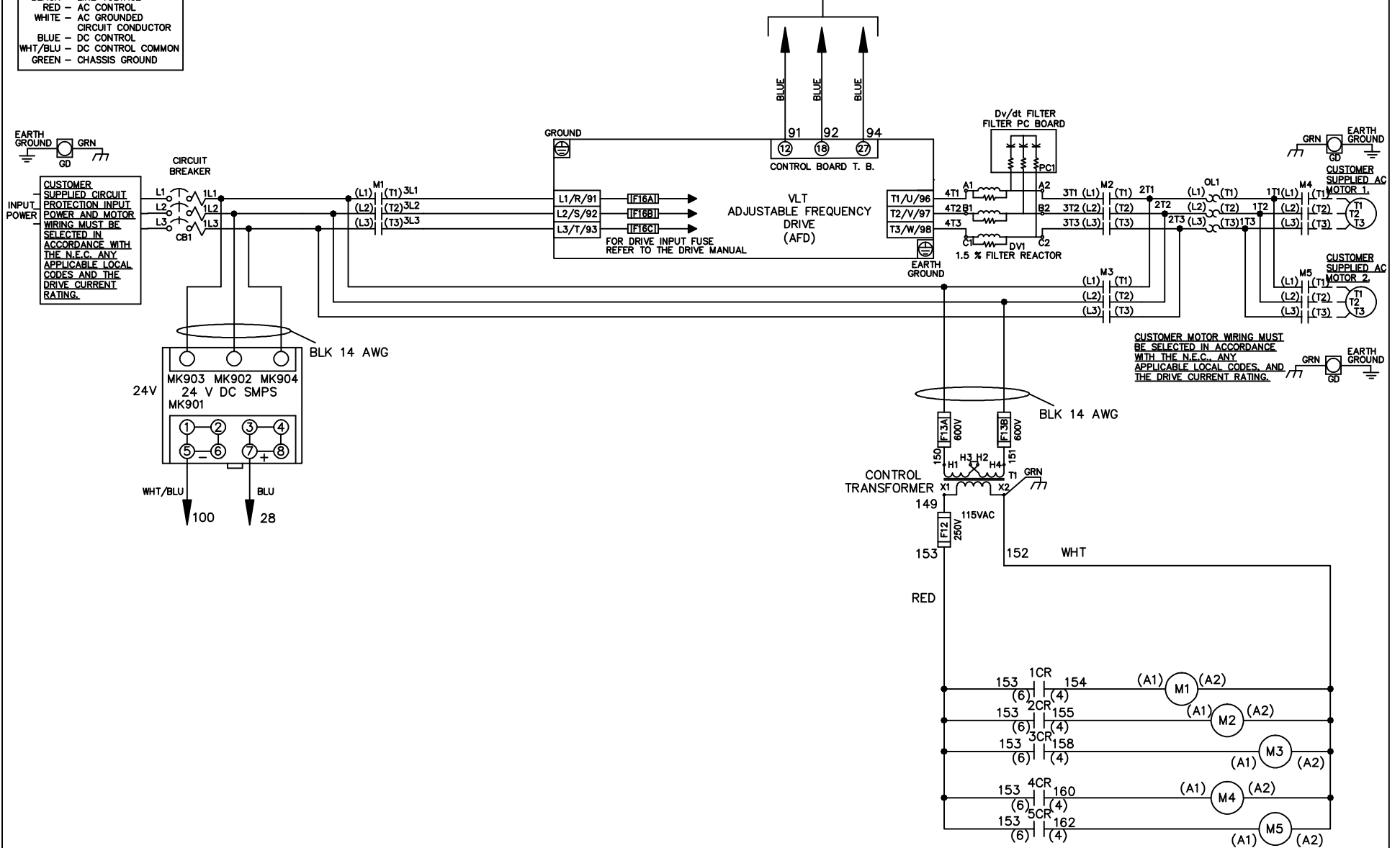


WIRE COLOR SCHEME	
BLACK	- LINE VOLTAGE
RED	- AC CONTROL
WHITE	- AC GROUNDED CIRCUIT CONDUCTOR
BLUE	- DC CONTROL
WHT/BLU	- DC CONTROL COMMON
GREEN	- CHASSIS GROUND

* ALL CONTROL WIRES ARE BLUE EXCEPT WHERE NOTED. TO ELECTROMECHANICAL RELAY BOARD



-NOTICE-

THIS DRAWING IS PROPRIETARY AND SHALL NOT BE COPIED OR ITS CONTENTS DISCLOSED TO OUTSIDE PARTIES WITHOUT THE WRITTEN CONSENT OF THE TRANE COMPANY

DRN JNW
2/14/07

NAME 460 VOLT,3C,CB
,DRIVE FUSE,EMB1,FRAME C2N1_
,DVDT,CMS

THE TRANE COMPANY
A DIVISION OF
AMERICAN STANDARD INC.

A	SP08061	10/08
REV	ECN	DATE

APR

MODEL

PAGE 1 OF 2

SIZE A

DWG NO.

174U8288

REV	ECN	DATE
A	SP08066	10/08

CONTACT POSITION	DRIVE	OFF	BYPASS	TEST
1-2	X			X
3-4			X	X
5-6	X			X
7-8				X

NOTICE -

THIS DRAWING IS PROPRIETARY AND SHALL NOT BE COPIED OR ITS CONTENTS DISCLOSED TO OUTSIDE PARTIES WITHOUT THE WRITTEN CONSENT OF THE TRANE COMPANY

DRN JNW
2/14/07
APR

NAME 460 VOLT, 3C, CB
, DRIVE FUSE, EMB1, FRAME C2N1 -
, DVD1, CMS

MODEL

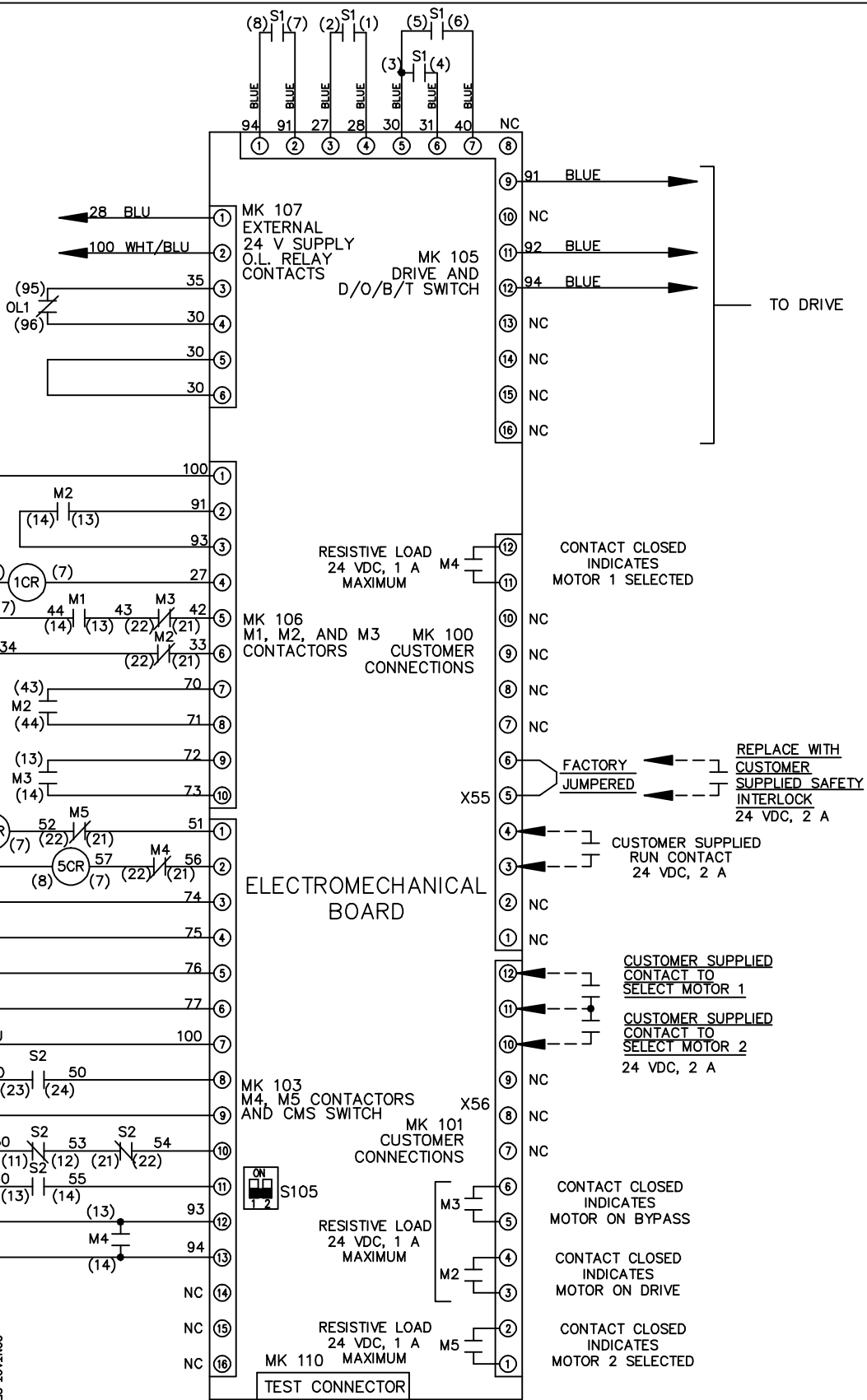
PAGE 2 OF 2

SIZE A

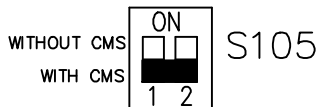
DWG NO. 174U8288

THE TRANE COMPANY
A DIVISION OF
AMERICAN STANDARD INC.

CONTACT POSITION	MOTOR 1	AUTO	MOTOR 2
11-12	X		
13-14			X
21-22			X
23-24	X		



FACTORY SETTING



CUSTOMER CONNECTIONS X55, X56
CLASS 2 POWER SOURCE
REQUIRED FOR FIELD CONNECTION
USE CLASS 1 CONDUCTORS
CONDUCTOR SIZE 28-14 AWG