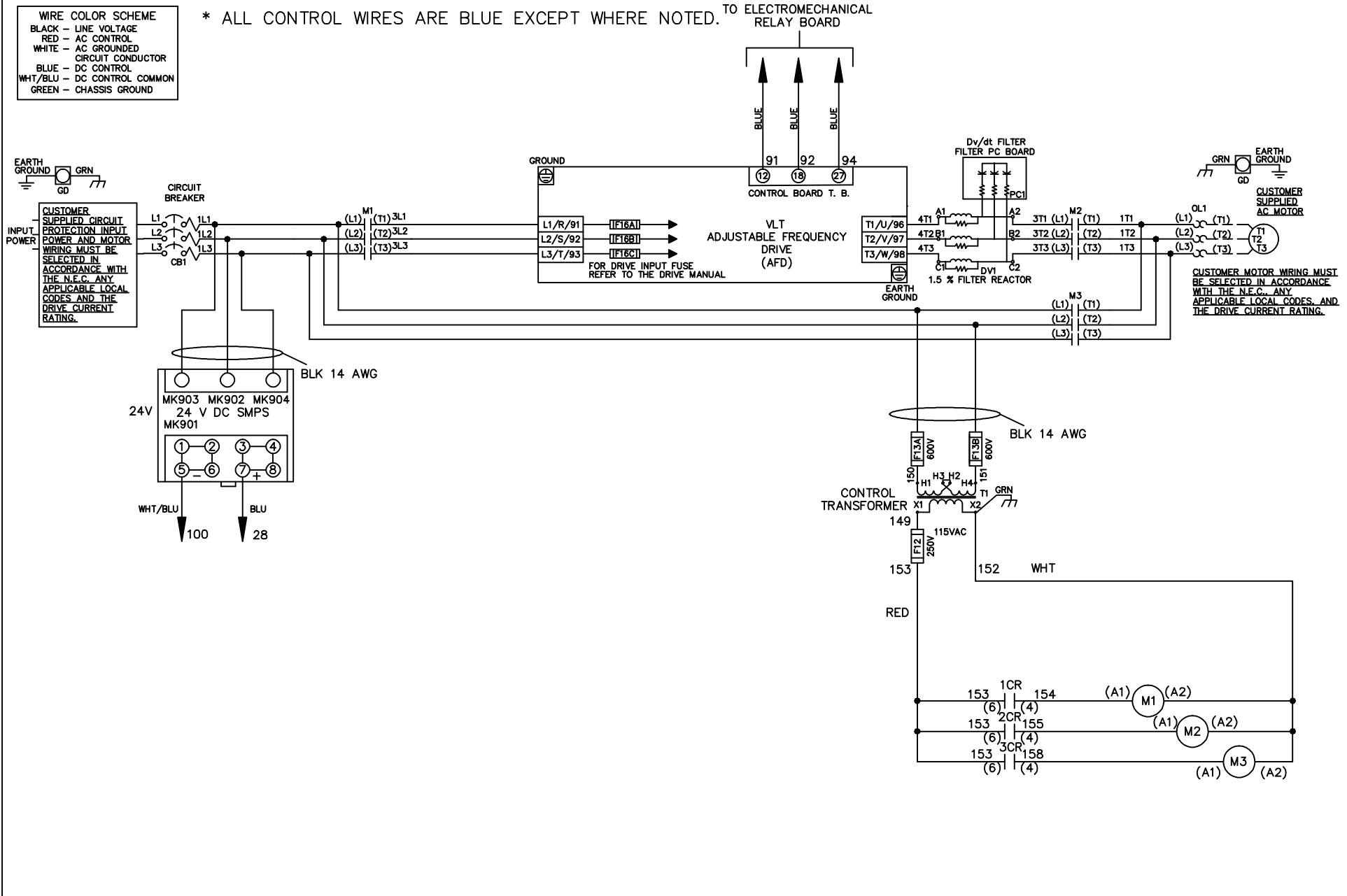


WIRE COLOR SCHEME
 BLACK - LINE VOLTAGE
 RED - AC CONTROL
 WHITE - AC GROUNDED
 CIRCUIT CONDUCTOR
 BLUE - DC CONTROL
 WHT/BLU - DC CONTROL COMMON
 GREEN - CHASSIS GROUND

* ALL CONTROL WIRES ARE BLUE EXCEPT WHERE NOTED. TO ELECTROMECHANICAL RELAY BOARD



-NOTICE-

THIS DRAWING IS PROPRIETARY AND SHALL NOT BE COPIED OR ITS CONTENTS DISCLOSED TO OUTSIDE PARTIES WITHOUT THE WRITTEN CONSENT OF THE TRANE COMPANY

DRN JNW
 2/14/07

APR

NAME 460 VOLT,3C,CB
 ,DRIVE FUSE,EMB1,FRAME C2N1_
 ,DVDT,SINGLE MTR

MODEL

PAGE 1 OF 2

SIZE A

DWG NO.

THE TRANE COMPANY
 A DIVISION OF
 AMERICAN STANDARD INC.

174U8303

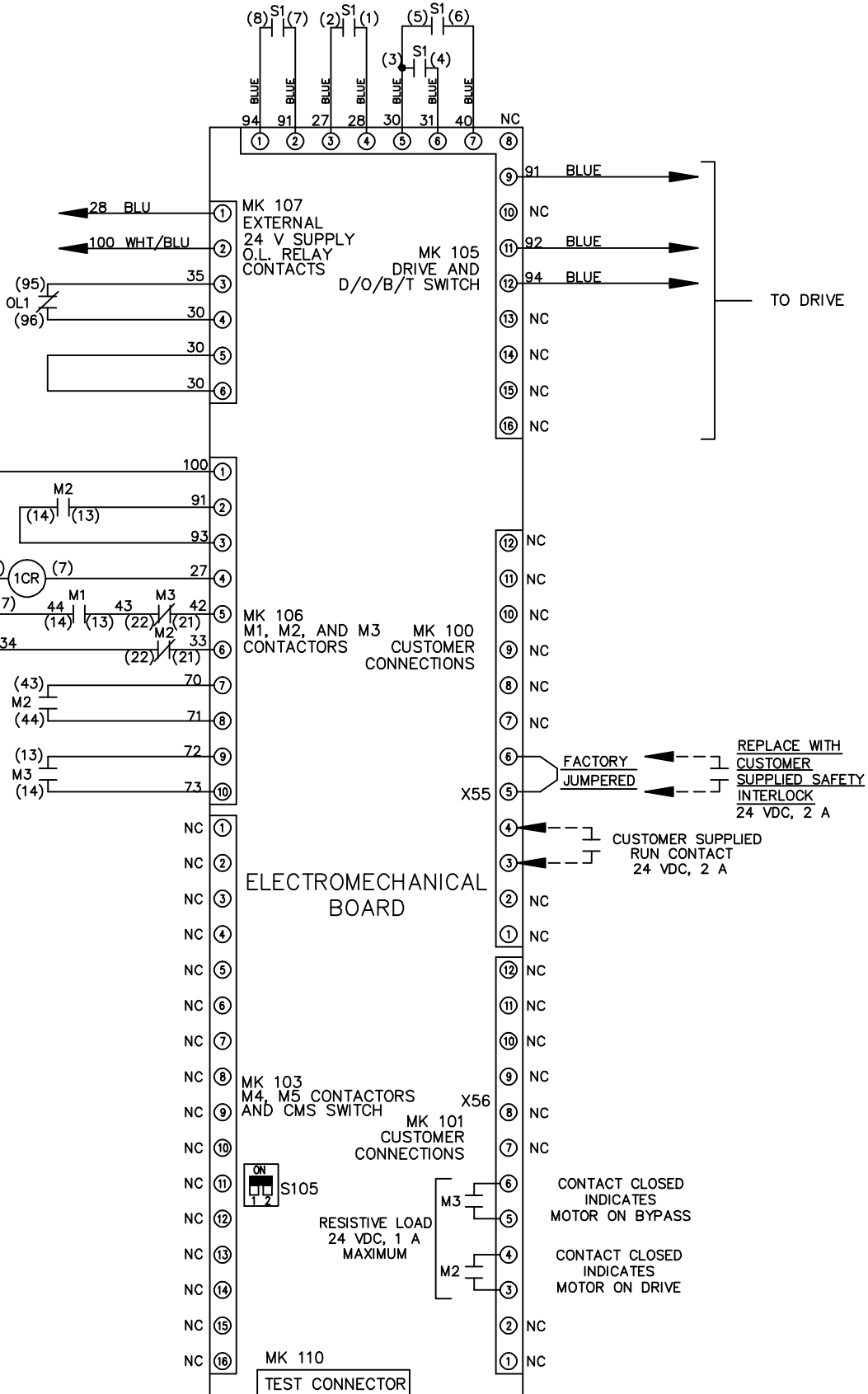
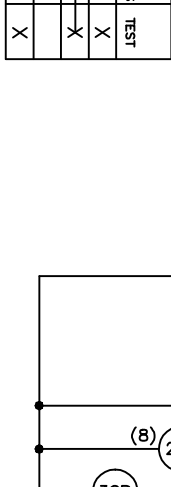
A	SP08061	10/08
REV	ECN	DATE

REV	ECN	DATE	DRN	JNW	2/14/07	APR	MODEL	NAME 460 VOLT, 3C, CB , DRIVE FUSE, EMB1, FRAME C2N1- , DVD1, SINGLE MTR	PAGE 2 OF 2	SIZE A	DWG NO.	174U8303	THE TRANE COMPANY A DIVISION OF AMERICAN STANDARD INC.
A	SP08066	10/08											

CONTACT SEQUENCE CHART FOR S1
X INDICATES CONTACT CLOSED

CONTACT	POSITION	DRIVE	OFF	BYPASS	TEST
1-2		X			X
3-4				X	X
5-6		X			
7-8					X

NOTICE -



FACTORY SETTING



CUSTOMER CONNECTIONS X55, X56
CLASS 2 POWER SOURCE
REQUIRED FOR FIELD CONNECTION
USE CLASS 1 CONDUCTORS
CONDUCTOR SIZE 28-14 AWG

THIS DRAWING IS PROPRIETARY AND SHALL NOT
BE COPIED OR ITS CONTENTS DISCLOSED TO
OUTSIDE PARTIES WITHOUT THE WRITTEN
CONSENT OF THE TRANE COMPANY