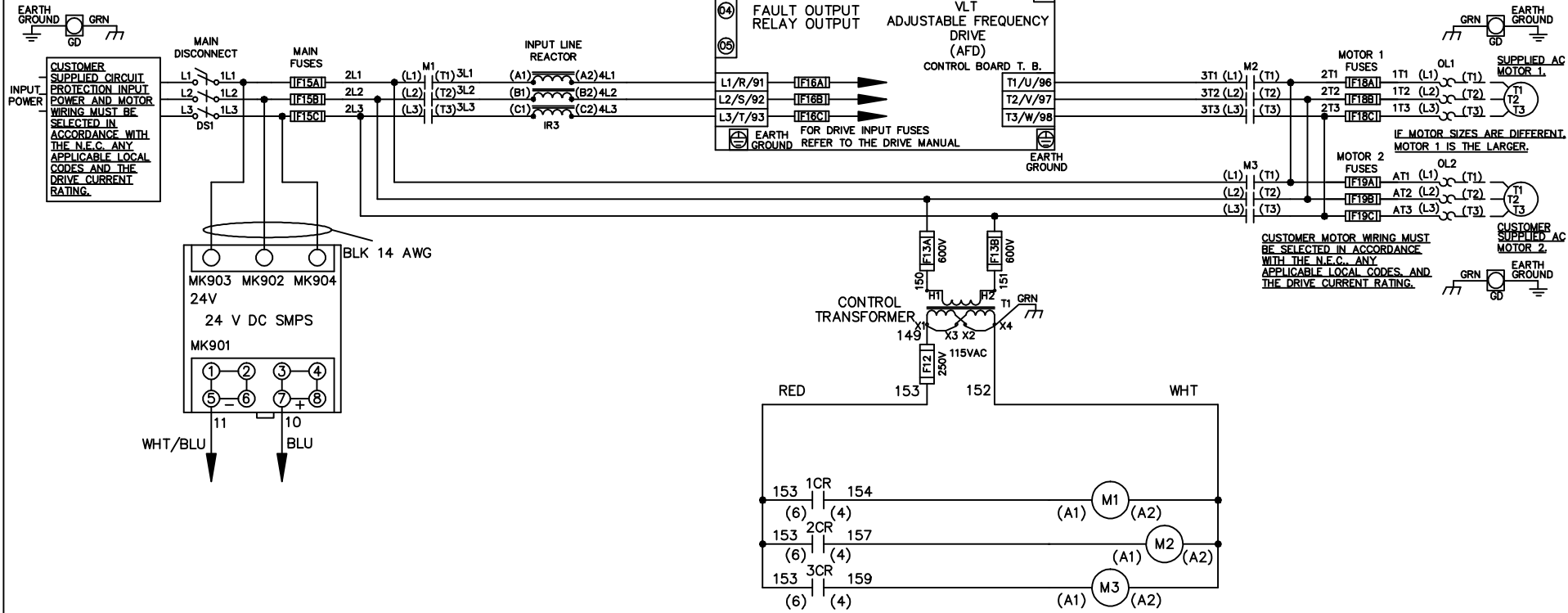


WIRE COLOR SCHEME
 BLACK - LINE VOLTAGE
 RED - AC CONTROL
 WHITE - AC GROUNDED
 CIRCUI CONDUCTOR
 BLUE - DC CONTROL
 WHT/BLU - DC CONTROL COMMON
 GREEN - CHASSIS GROUND



A	SP08061	10/08
REV	ECN	DATE

-NOTICE-
 THIS DRAWING IS PROPRIETARY AND SHALL NOT BE COPIED OR ITS CONTENTS DISCLOSED TO OUTSIDE PARTIES WITHOUT THE WRITTEN CONSENT OF THE TRANE COMPANY

DRN JNW
 2/14/07
 APR

NAME 600 VOLT,3C,MAIN DISC
 ,MAIN FUSE,ECB,FRAME C2N1_
 ,REACTOR,DUAL MTR

MODEL _____

THE TRANE COMPANY
 A DIVISION OF
 AMERICAN STANDARD INC.

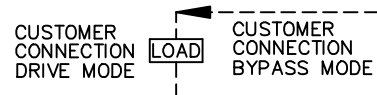
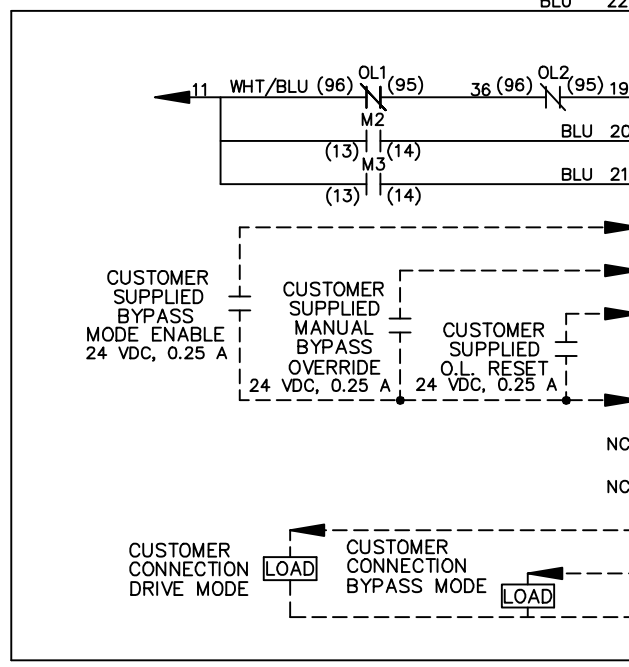
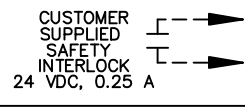
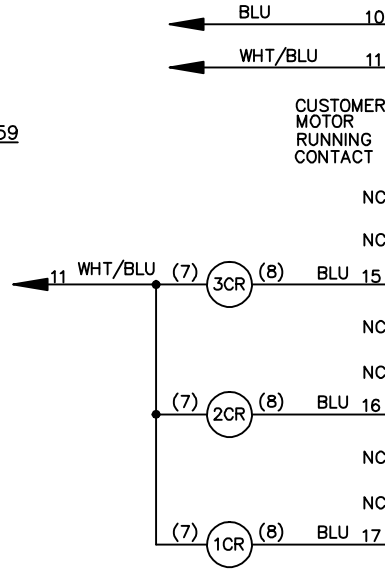
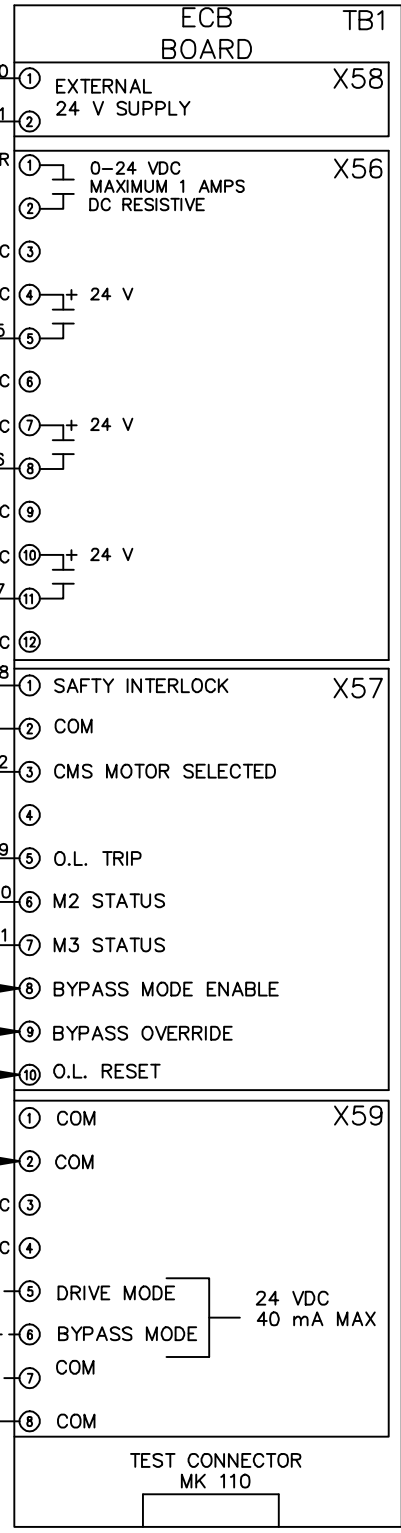
PAGE 1 OF 2 SIZE A DWG NO. 174U8326

REV	ECN	DATE
A	SP08066	10/08

THIS DRAWING IS PROPRIETARY AND SHALL NOT BE COPIED OR ITS CONTENTS DISCLOSED TO OUTSIDE PARTIES WITHOUT THE WRITTEN CONSENT OF THE TRANE COMPANY

CUSTOMER CONNECTIONS X56,X57,X59
 CLASS 2 POWER SOURCE
 REQUIRED FOR FIELD CONNECTION
 USE CLASS 1 CONDUCTORS
 CONDUCTOR SIZE 28-14 AWG

- NOTICE -



DRN JNW
 2/14/07
 APR

NAME600 VOLT,3C,MAIN DISC
 ,MAIN FUSE,ECB,FRAME C2N1-
 ,REACTOR,DUAL MTR

MODEL
 PAGE 2 OF 2
 SIZE A
 DWG NO. 174U8326

THE TRANE COMPANY
 A DIVISION OF
 AMERICAN STANDARD INC.