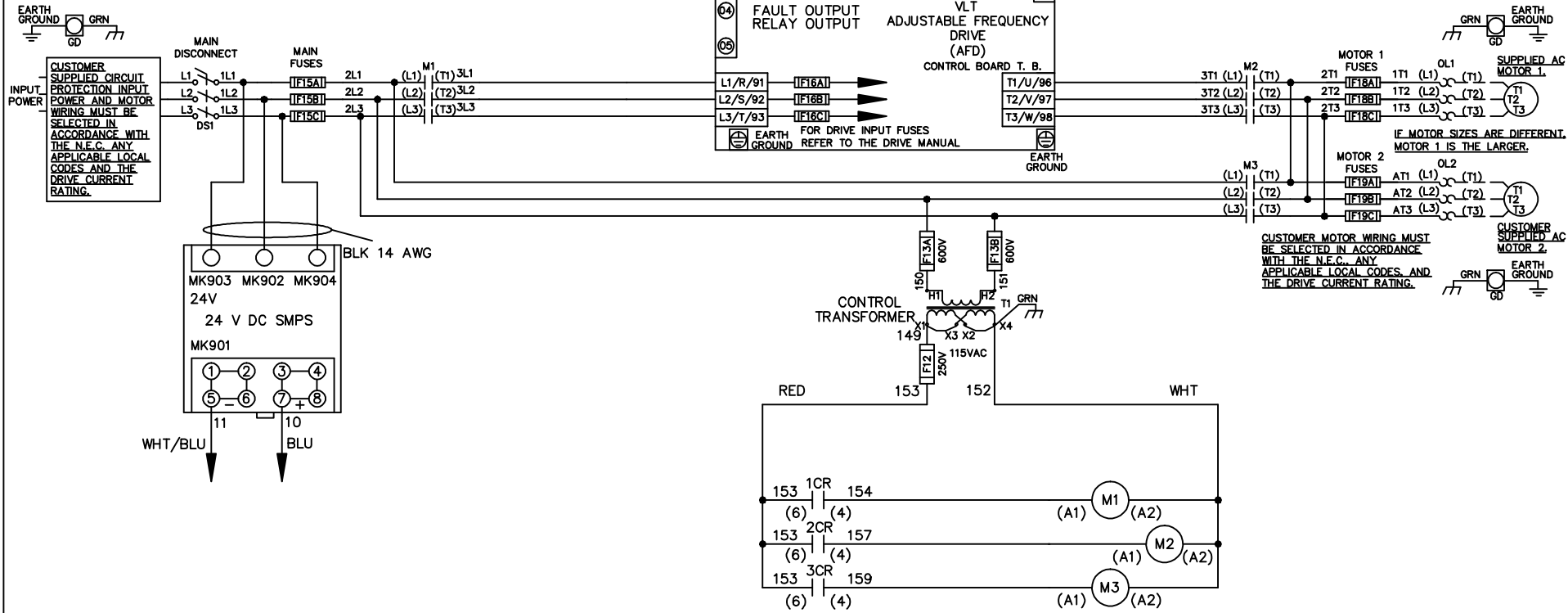


WIRE COLOR SCHEME	
BLACK	- LINE VOLTAGE
RED	- AC CONTROL
WHITE	- AC GROUNDED
	- CIRCUIT CONDUCTOR
BLUE	- DC CONTROL
WHT/BLU	- DC CONTROL COMMON
GREEN	- CHASSIS GROUND



A	SP08061	10/08
REV	ECN	DATE

-NOTICE-

THIS DRAWING IS PROPRIETARY AND SHALL NOT BE COPIED OR ITS CONTENTS DISCLOSED TO OUTSIDE PARTIES WITHOUT THE WRITTEN CONSENT OF THE TRANE COMPANY

DRN JNW
2/14/07
APR

NAME 600 VOLT,3C,MAIN DISC
,MAIN FUSE,ECB,FRAME C2N1_
,NO REACTOR & DVD,T,DUAL MTR

MODEL

THE TRANE COMPANY
A DIVISION OF
AMERICAN STANDARD INC.

PAGE 1 OF 2 SIZE A DWG NO. 174U8328

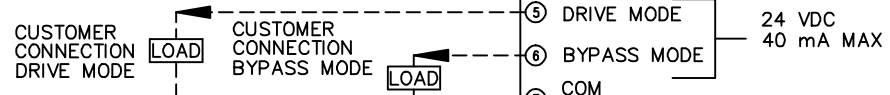
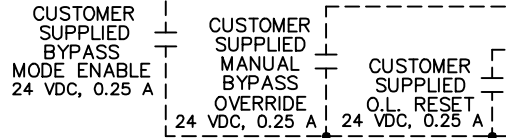
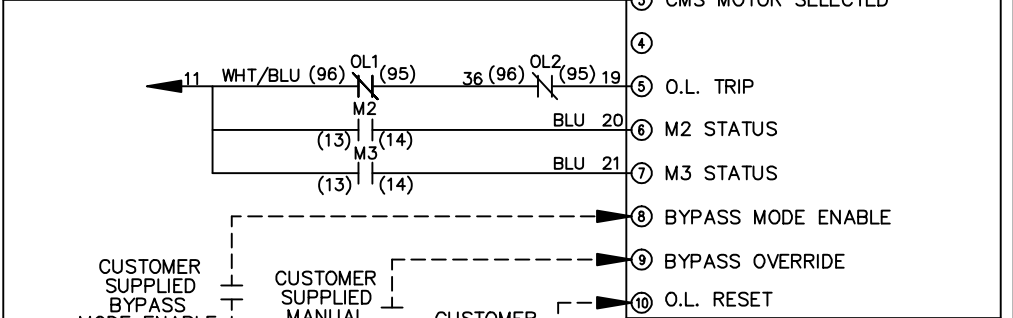
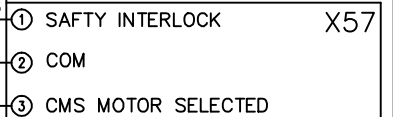
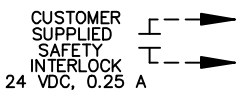
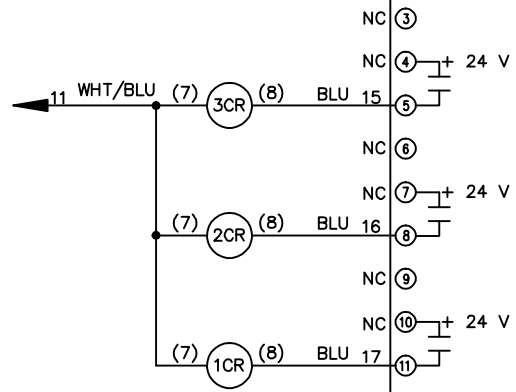
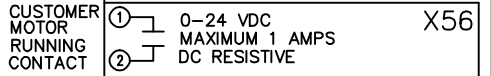
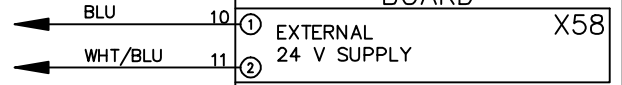
REV	ECN	DATE
A	SP08066	10/08

THIS DRAWING IS PROPRIETARY AND SHALL NOT BE COPIED OR ITS CONTENTS DISCLOSED TO OUTSIDE PARTIES WITHOUT THE WRITTEN CONSENT OF THE TRANE COMPANY

CUSTOMER CONNECTIONS X56,X57,X59
 CLASS 2 POWER SOURCE
 REQUIRED FOR FIELD CONNECTION
 USE CLASS 1 CONDUCTORS
 CONDUCTOR SIZE 28-14 AWG

- NOTICE -

ECB BOARD TB1



TEST CONNECTOR MK 110

DRN JNW
 2/14/07
 APR

NAME600 VOLT,3C,MAIN DISC
 ,MAIN FUSE,ECB,FRAME C2N1
 ,NO REACTOR & DVDI,DUAL MTR

MODEL
 PAGE 2 OF 2
 SIZE A
 DWG NO. 174U8328

THE TRANE COMPANY
 A DIVISION OF
 AMERICAN STANDARD INC.