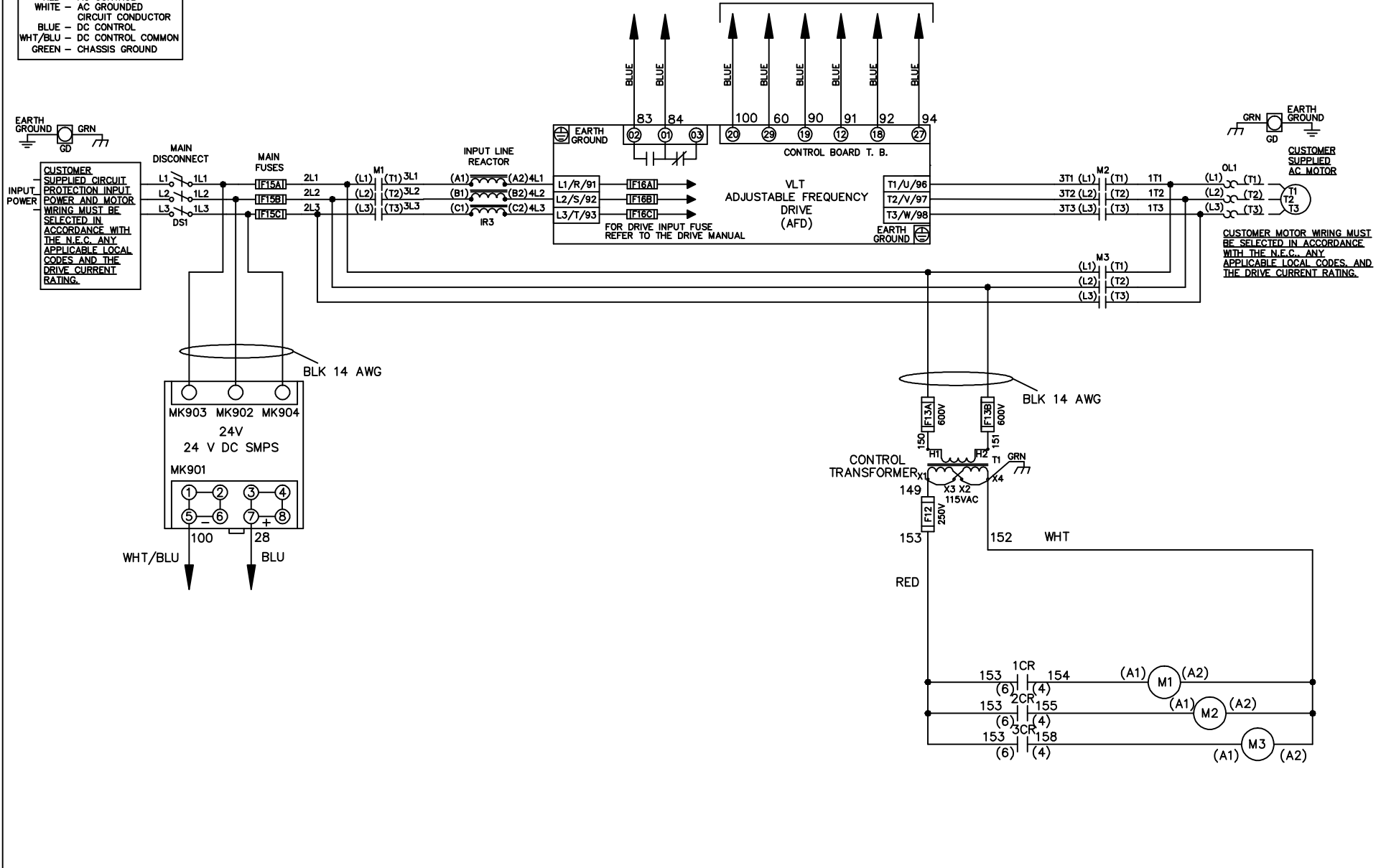


WIRE COLOR SCHEME

- BLACK - LINE VOLTAGE
- RED - AC CONTROL
- WHITE - AC GROUNDED
- WHITE - CIRCUIT CONDUCTOR
- BLUE - DC CONTROL
- WHT/BLU - DC CONTROL COMMON
- GREEN - CHASSIS GROUND

* ALL CONTROL WIRES ARE BLUE EXCEPT WHERE NOTED. TO ELECTROMECHANICAL RELAY BOARD



-NOTICE-			DRN JNW 2/14/07	NAME 600 VOLT, 3C, MAIN DISC , MAIN FUSE, EMB2, FRAME C2N1_ , REACTOR, SINGLE MTR		THE TRANE COMPANY A DIVISION OF AMERICAN STANDARD INC.	
A	SP08061	10/08	APR	MODEL	PAGE 1 OF 2	SIZE A	DWG NO. 174U8364
REV	ECN	DATE					

REV	ECN	DATE
A	SP08066	10/08

CONTACT	POSITION	DRIVE	OFF	BYPASS	TEST
1-2		X			X
3-4				X	X
5-6		X			
7-8					X

CONTACT SEQUENCE CHART FOR S1
X INDICATES CONTACT CLOSED

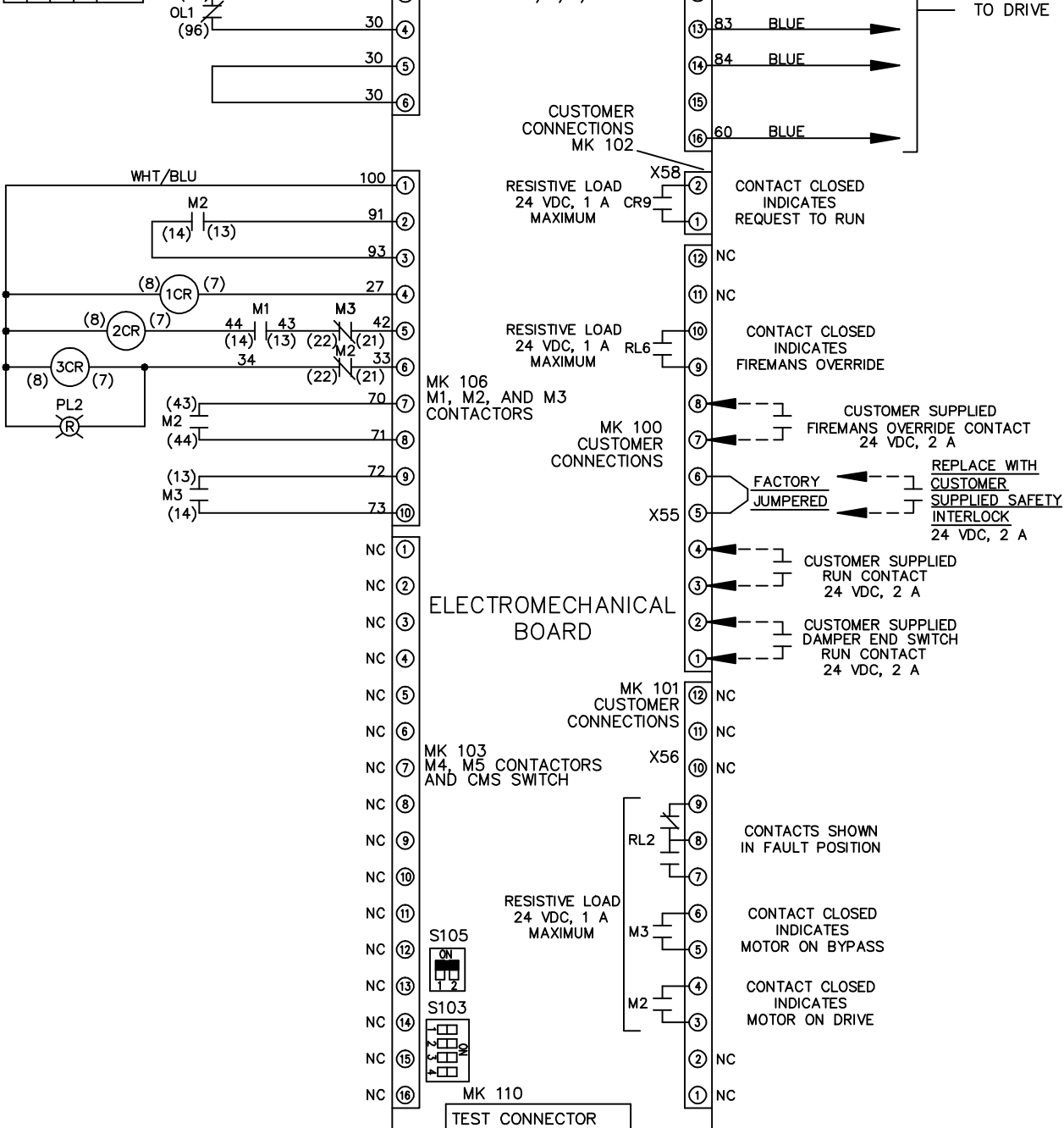
-NOTICE-
 THIS DRAWING IS PROPRIETARY AND SHALL NOT BE COPIED OR ITS CONTENTS DISCLOSED TO OUTSIDE PARTIES WITHOUT THE WRITTEN CONSENT OF THE TRANE COMPANY

DRN JNW
2/14/07
APR

MODEL NAME600 VOLT,3C,MAIN DISC
,MAIN FUSE,EMB2,FRAME C2N1
,REACTOR,SINGLE MTR


PAGE 2 OF 2
SIZE A
DWG NO. 174U8364

THE TRANE COMPANY
A DIVISION OF
AMERICAN STANDARD INC.

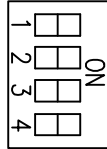


CUSTOMER CONNECTIONS X55,X56,X58
 CLASS 2 POWER SOURCE
 REQUIRED FOR FIELD CONNECTION
 USE CLASS 1 CONDUCTORS
 CONDUCTOR SIZE 28-14 AWG

FACTORY SETTING



S103



CUSTOMER SETTING
 AUTOMATIC BYPASS TIME SELECT

- ONLY # 1 ON 30 SECONDS
- ONLY # 2 ON 60 SEC.
- ONLY # 3 ON 300 SEC
- ALL ON 15 SEC.
- ALL OFF NO AUTO BYPASS (FACTORY DEFAULT)