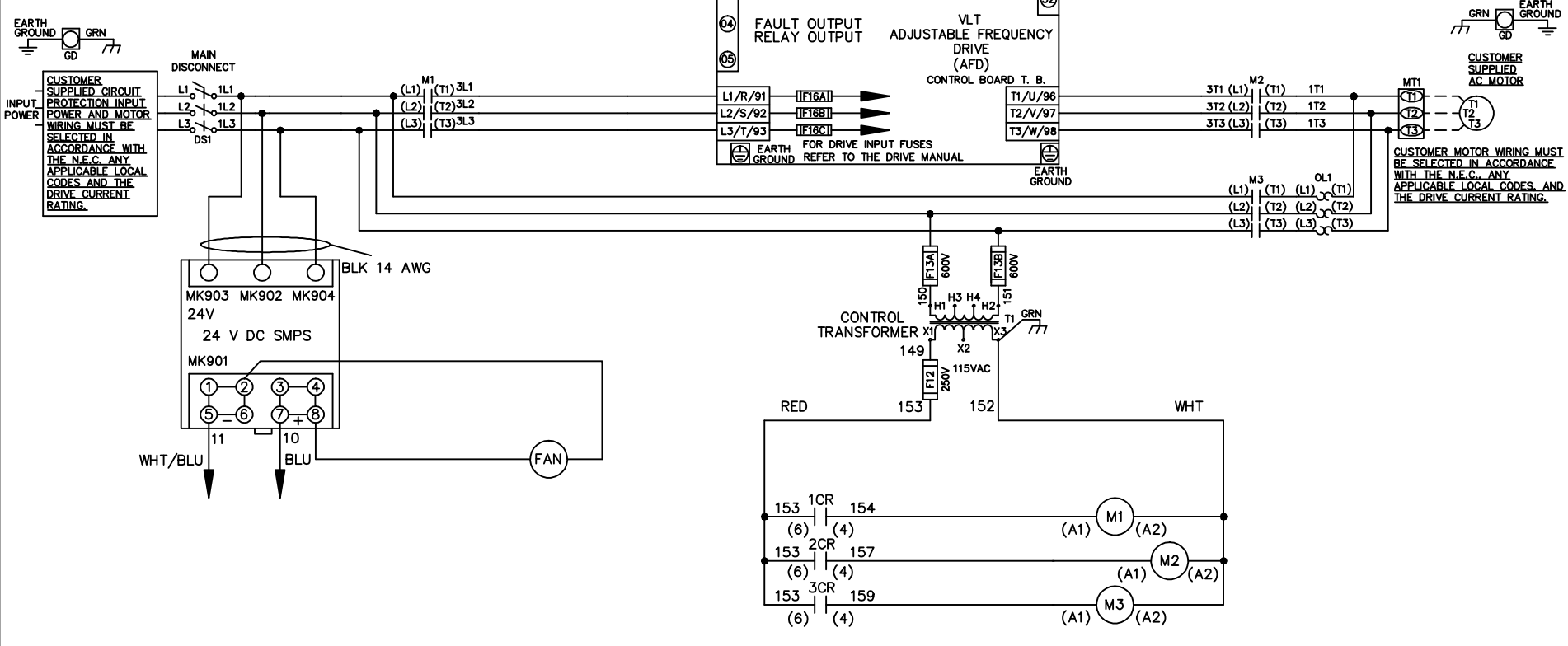


**WIRE COLOR SCHEME**  
 BLACK - LINE VOLTAGE  
 RED - AC CONTROL  
 WHITE - AC GROUNDED  
 WHITE - CIRCUIT CONDUCTOR  
 BLUE - DC CONTROL  
 WHT/BLU - DC CONTROL COMMON  
 GREEN - CHASSIS GROUND



-NOTICE-

THIS DRAWING IS PROPRIETARY AND SHALL NOT BE COPIED OR ITS CONTENTS DISCLOSED TO OUTSIDE PARTIES WITHOUT THE WRITTEN CONSENT OF THE TRANE COMPANY

DRN JNW  
2/14/07

APR

NAME 208 VOLT,3C,MAIN DISC  
 ,DRIVE FUSE,ECB,FRAME C2N12  
 ,NO REACTOR & DVDVT,SINGLE MTR

THE TRANE COMPANY  
 A DIVISION OF  
 AMERICAN STANDARD INC.

REV	ECN	DATE
A	SP08061	10/08

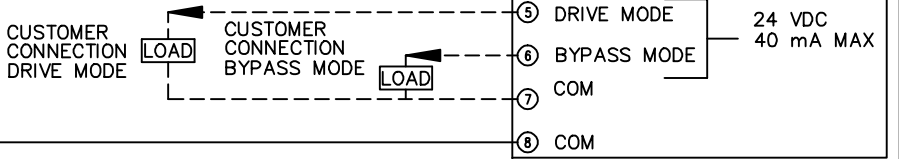
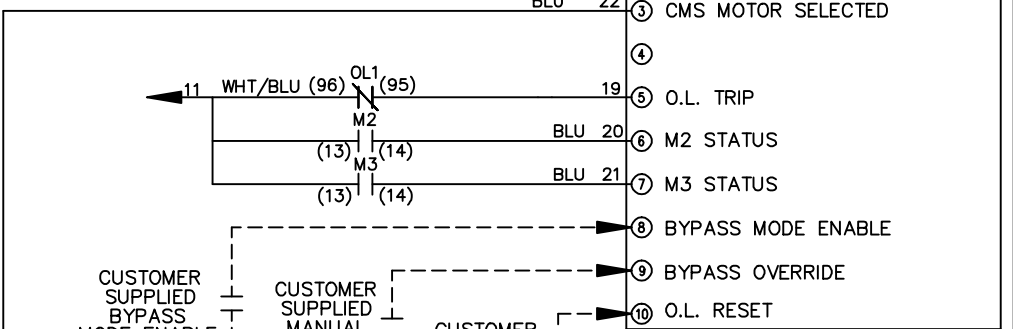
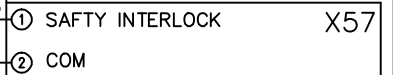
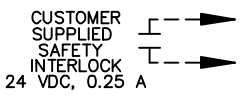
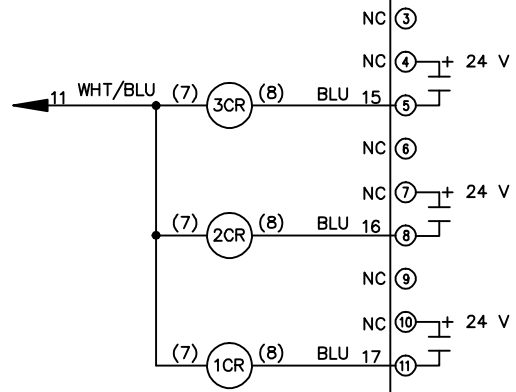
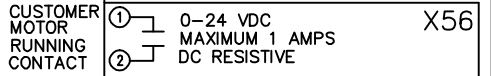
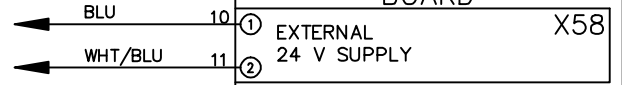
REV	ECN	DATE
A	SP08066	10/08

THIS DRAWING IS PROPRIETARY AND SHALL NOT BE COPIED OR ITS CONTENTS DISCLOSED TO OUTSIDE PARTIES WITHOUT THE WRITTEN CONSENT OF THE TRANE COMPANY

**CUSTOMER CONNECTIONS X56,X57,X59**  
 CLASS 2 POWER SOURCE  
 REQUIRED FOR FIELD CONNECTION  
 USE CLASS 1 CONDUCTORS  
 CONDUCTOR SIZE 28-14 AWG

- NOTICE -

**ECB BOARD TB1**



TEST CONNECTOR MK 110

DRN JNW  
 2/14/07  
 APR

NAME: 208 VOLT, 3C, MAIN DISC  
 DRIVE FUSE, ECB, FRAME C2N12  
 NO REACTOR & DVDI, SINGLE MTR

MODEL  
 PAGE 2 OF 2  
 SIZE A  
 DWG NO. 174U8417

THE TRANE COMPANY  
 A DIVISION OF  
 AMERICAN STANDARD INC.