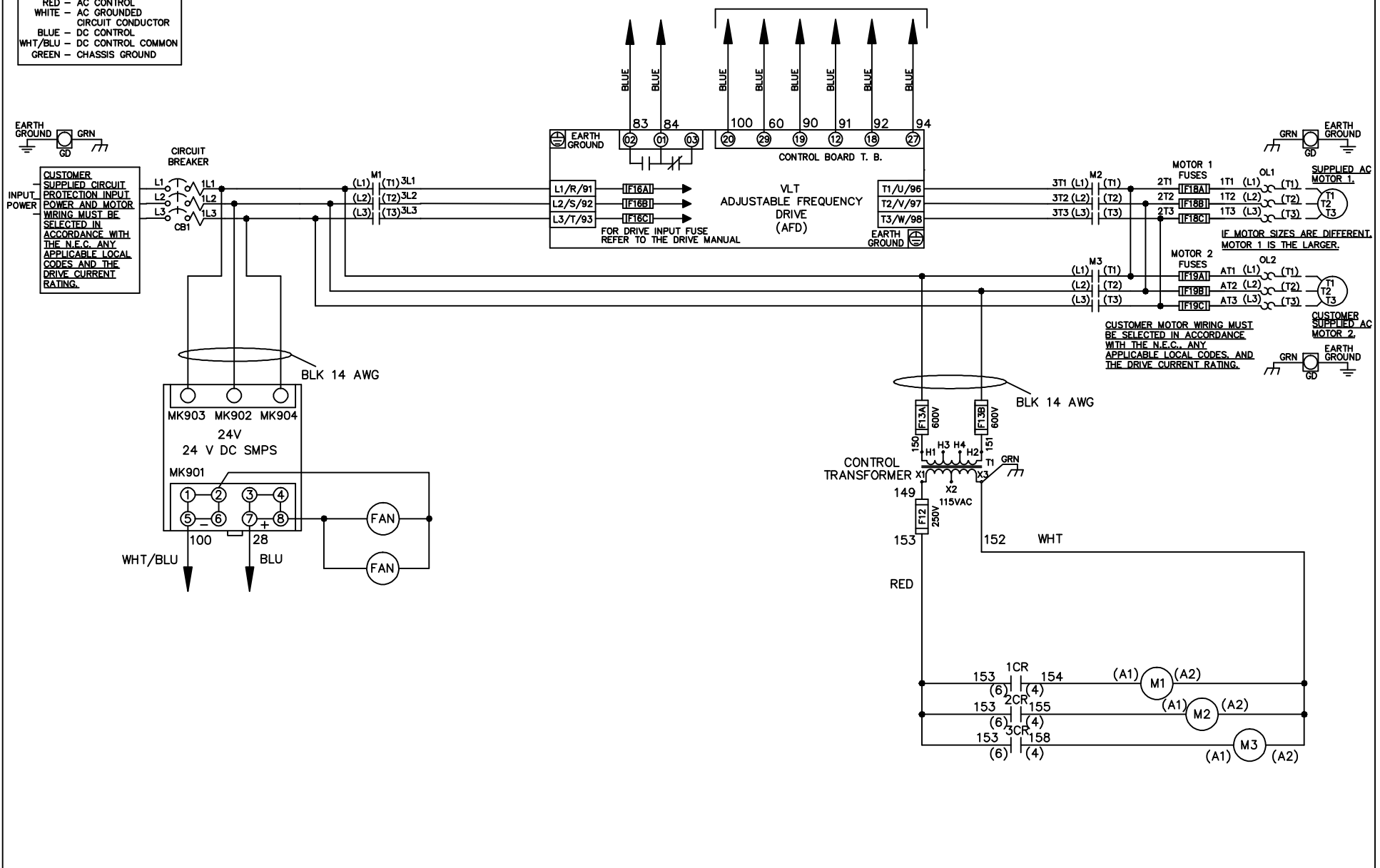


**WIRE COLOR SCHEME**

- BLACK - LINE VOLTAGE
- RED - AC CONTROL
- WHITE - AC GROUNDED
- BLUE - CIRCUIT CONDUCTOR
- BLUE - DC CONTROL
- WHT/BLU - DC CONTROL COMMON
- GREEN - CHASSIS GROUND

\* ALL CONTROL WIRES ARE BLUE EXCEPT WHERE NOTED. TO ELECTROMECHANICAL RELAY BOARD



|     |         |       |  |  |                    |     |   |             |  |                  |
|-----|---------|-------|--|--|--------------------|-----|---|-------------|--|------------------|
|     |         |       | -NOTICE-   |  | DRN JNW<br>2/14/07 |     | NAME 208 VOLT, 3C, CB<br>, DRIVE FUSE, EMB2, FRAME C2N12<br>, NO REACTOR & DVDT, DUAL MTR |             | THE TRANE COMPANY<br>A DIVISION OF<br>AMERICAN STANDARD INC. |                  |
| A   | SP08061 | 10/08 | THIS DRAWING IS PROPRIETARY AND SHALL NOT<br>BE COPIED OR ITS CONTENTS DISCLOSED TO<br>OUTSIDE PARTIES WITHOUT THE WRITTEN<br>CONSENT OF THE TRANE COMPANY |  |                    | APR | MODEL   | PAGE 1 OF 2 | SIZE A   | DWG NO. 174U8433 |
| REV | ECN     | DATE  |  |  |                    |     |   |             |  |                  |

|     |         |       |
|-----|---------|-------|
| REV | ECN     | DATE  |
| A   | SP08066 | 10/08 |

| CONTACT | POSITION | DRIVE | OFF | BYPASS | TEST |
|---------|----------|-------|-----|--------|------|
| 1-2     |          | X     |     |        | X    |
| 3-4     |          |       |     | X      | X    |
| 5-6     |          | X     |     |        |      |
| 7-8     |          |       |     |        | X    |

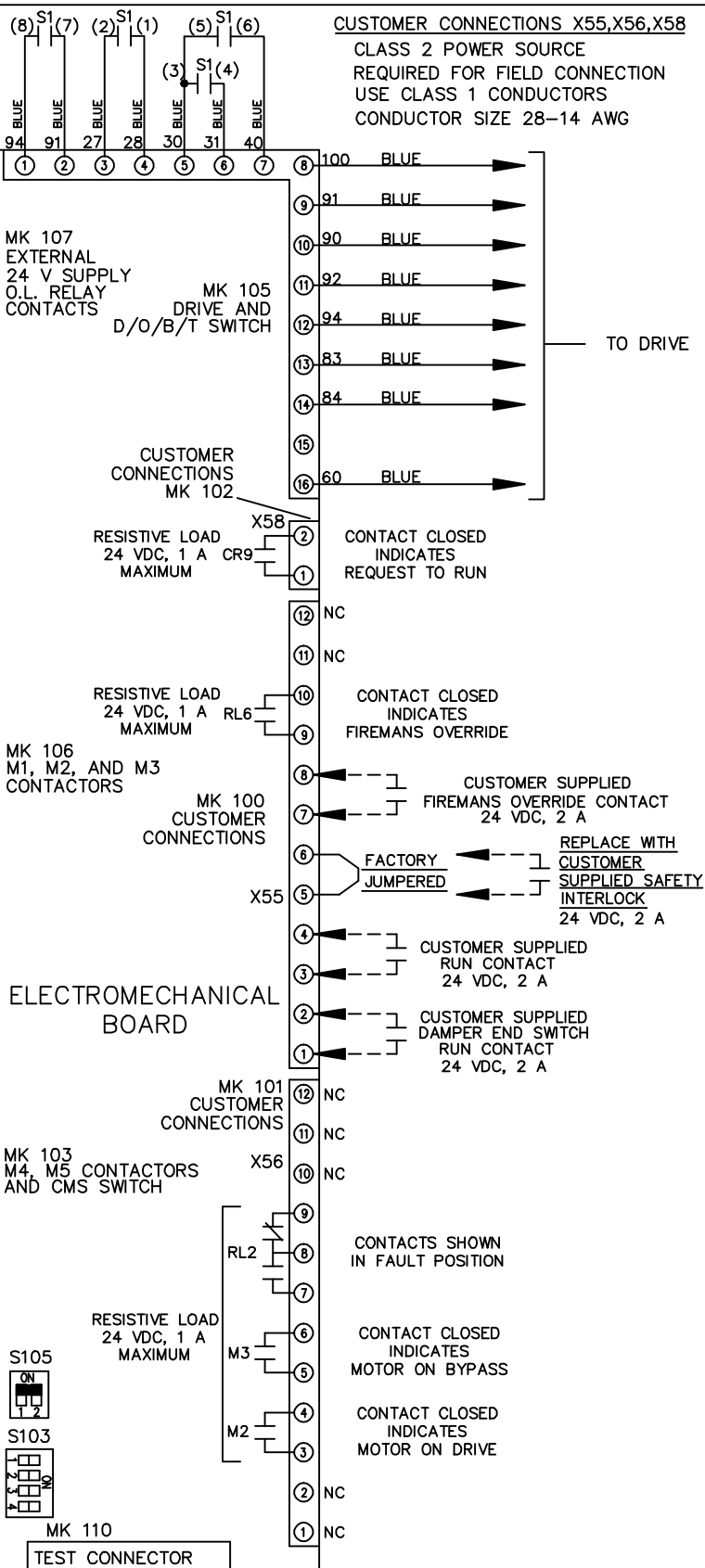
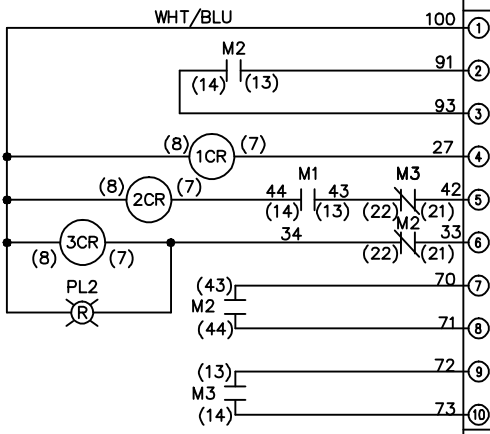
CONTACT SEQUENCE CHART FOR S1  
X INDICATES CONTACT CLOSED

-NOTICE-  
 THIS DRAWING IS PROPRIETARY AND SHALL NOT BE COPIED OR ITS CONTENTS DISCLOSED TO OUTSIDE PARTIES WITHOUT THE WRITTEN CONSENT OF THE TRANE COMPANY

DRN JNW  
2/14/07  
APR

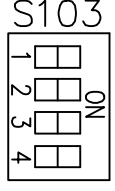

NAME: 208 VOLT, 3C, CB  
 DRIVE FUSE: EMB2, FRAME C2N12  
 NO REACTOR & DVDI, DUAL MTR

MODEL: NAME: 208 VOLT, 3C, CB  
 DRIVE FUSE: EMB2, FRAME C2N12  
 NO REACTOR & DVDI, DUAL MTR  
 PAGE 2 OF 2  
 SIZE A  
 DWG NO. 174U8433  
 THE TRANE COMPANY  
 A DIVISION OF AMERICAN STANDARD INC.



**CUSTOMER CONNECTIONS X55, X56, X58**  
 CLASS 2 POWER SOURCE  
 REQUIRED FOR FIELD CONNECTION  
 USE CLASS 1 CONDUCTORS  
 CONDUCTOR SIZE 28-14 AWG

**ELECTROMECHANICAL BOARD**



CUSTOMER SETTING  
 AUTOMATIC BYPASS TIME SELECT

- ONLY # 1 ON 30 SECONDS
- ONLY # 2 ON 60 SEC.
- ONLY # 3 ON 300 SEC
- ALL ON 15 SEC.
- ALL OFF NO AUTO BYPASS (FACTORY DEFAULT)