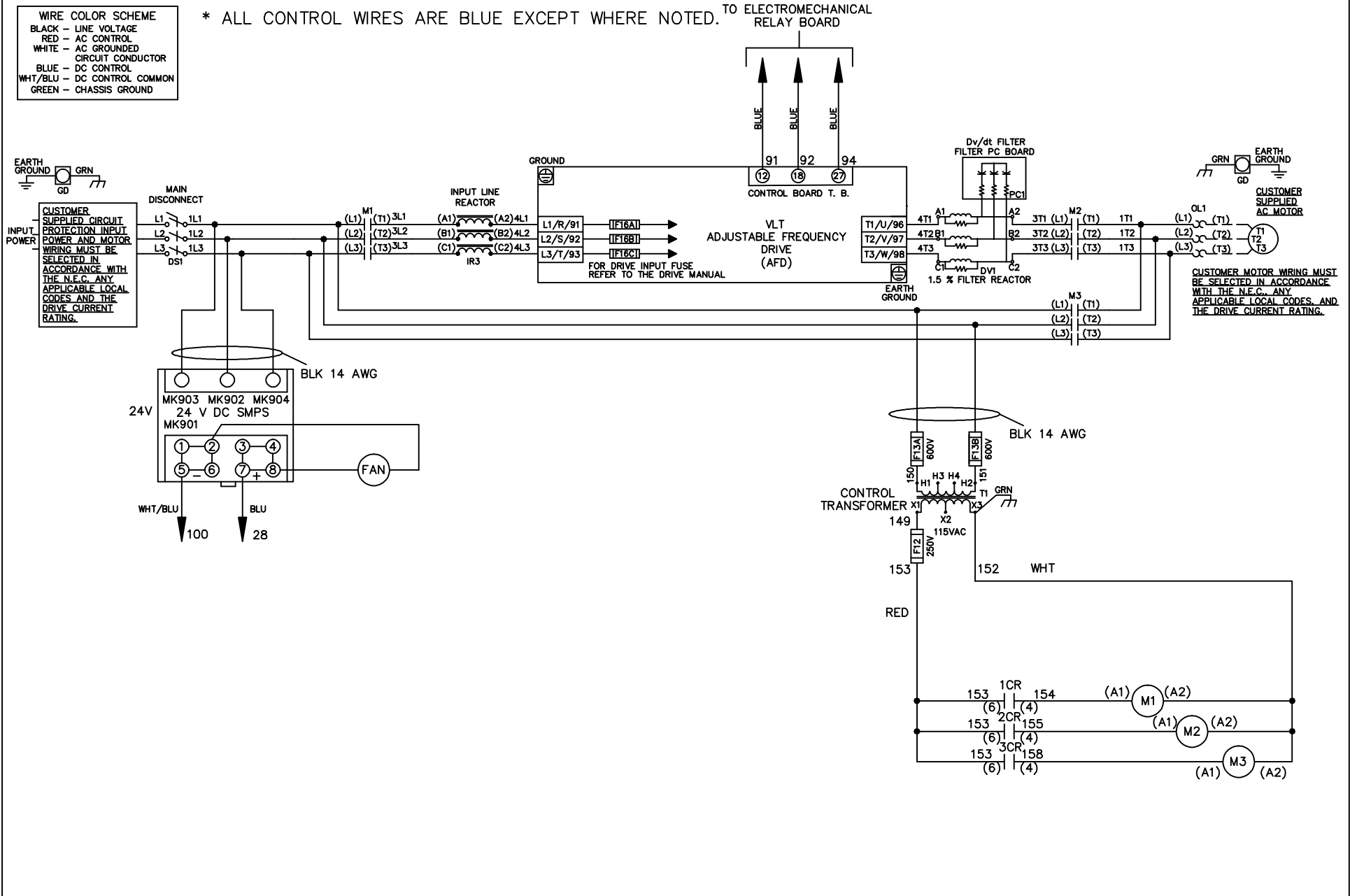


WIRE COLOR SCHEME	
BLACK	- LINE VOLTAGE
RED	- AC CONTROL
WHITE	- AC GROUNDED CIRCUIT CONDUCTOR
BLUE	- DC CONTROL
WHT/BLU	- DC CONTROL COMMON
GREEN	- CHASSIS GROUND

\* ALL CONTROL WIRES ARE BLUE EXCEPT WHERE NOTED. TO ELECTROMECHANICAL RELAY BOARD



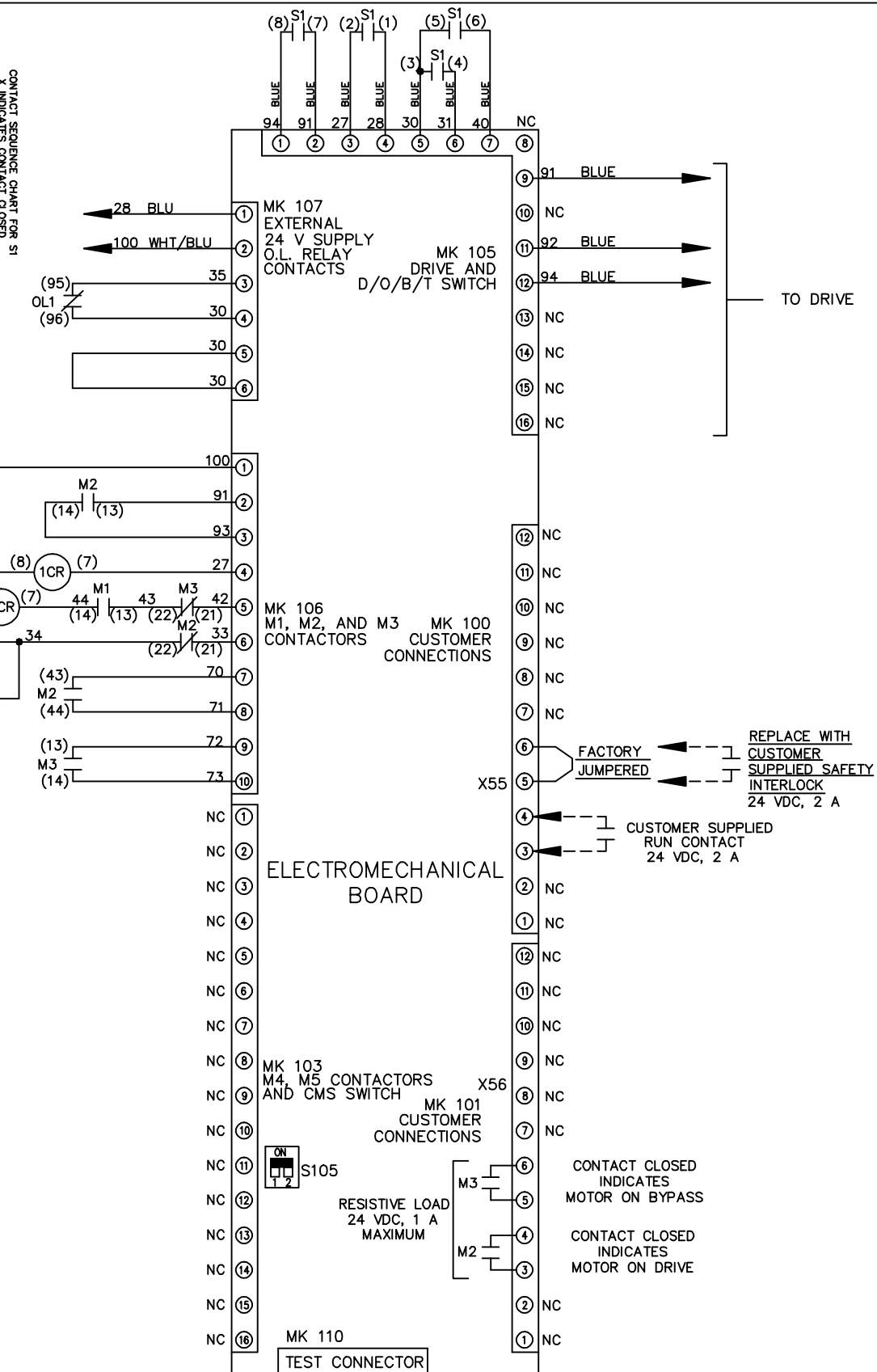
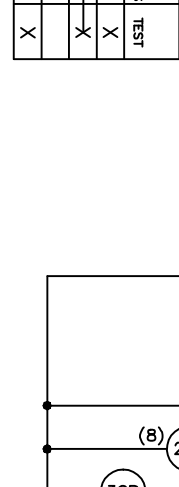
-NOTICE-			DRN JNW 2/14/07	NAME 208 VOLT,3C,MAIN DISC ,DRIVE FUSE,EMB1,FRAME C2N12 ,REACTOR & DVDT,SINGLE MTR			THE TRANE COMPANY A DIVISION OF AMERICAN STANDARD INC.	
A	SP08061	10/08	APR	MODEL	PAGE 1 OF 2	SIZE A	DWG NO.	174U8470
REV	ECN	DATE						

REV	ECON	DATE	DRN	JNW	2/14/07	APR	MODEL	NAME 208 VOLT, 3C, MAIN DISC , DRIVE FUSE, EMB1, FRAME C2N12 , REACTOR & DVDI, SINGLE MTR	SIZE	A	DWG NO.	174U8470	THE TRANE COMPANY A DIVISION OF AMERICAN STANDARD INC.
A	SP08066	10/08							PAGE	2 OF 2			

CONTACT SEQUENCE CHART FOR S1  
X INDICATES CONTACT CLOSED

CONTACT	POSITION	DRIVE	OFF	BYPASS	TEST
1-2		X			X
3-4				X	X
5-6		X			X
7-8					X

-NOTICE-



FACTORY SETTING



CUSTOMER CONNECTIONS X55, X56  
CLASS 2 POWER SOURCE  
REQUIRED FOR FIELD CONNECTION  
USE CLASS 1 CONDUCTORS  
CONDUCTOR SIZE 28-14 AWG