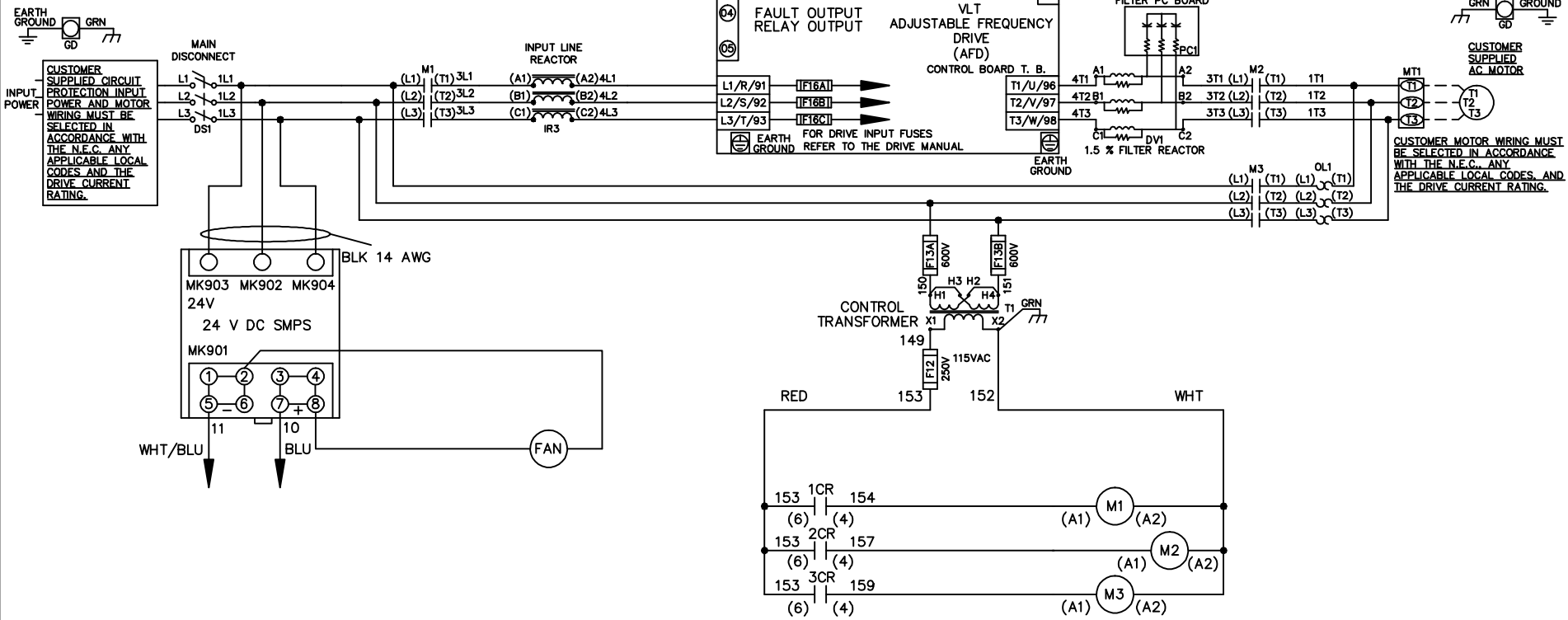


WIRE COLOR SCHEME
 BLACK - LINE VOLTAGE
 RED - AC CONTROL
 WHITE - AC GROUNDED
 WHITE - CIRCUIT CONDUCTOR
 BLUE - DC CONTROL
 WHT/BLU - DC CONTROL COMMON
 GREEN - CHASSIS GROUND



-NOTICE-

THIS DRAWING IS PROPRIETARY AND SHALL NOT BE COPIED OR ITS CONTENTS DISCLOSED TO OUTSIDE PARTIES WITHOUT THE WRITTEN CONSENT OF THE TRANE COMPANY

DRN JNW
2/14/07

NAME 230 VOLT,3C,MAIN DISC
 ,DRIVE FUSE,ECB,FRAME C2N12
 ,REACTOR & DVDT,SINGLE MTR

THE TRANE COMPANY
 A DIVISION OF
 AMERICAN STANDARD INC.

REV	SP08061	10/08
ECN		DATE

APR

MODEL

PAGE 1 OF 2

SIZE A

DWG NO.

174U8497

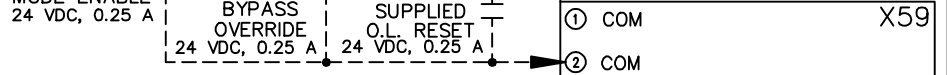
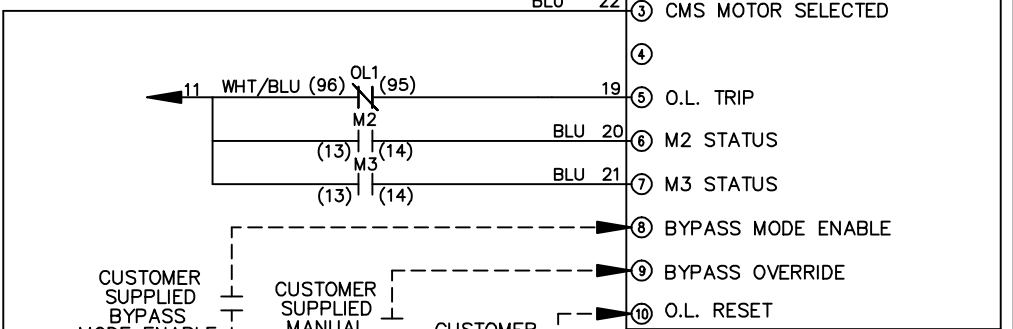
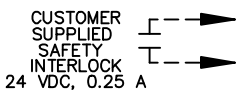
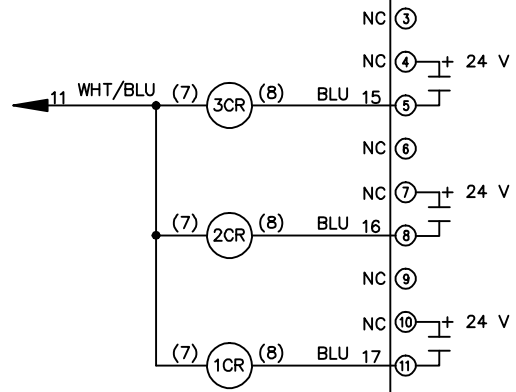
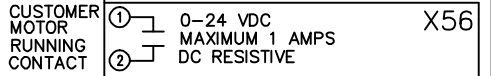
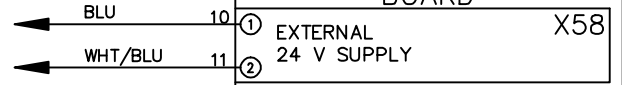
REV	ECN	DATE
A	SP08066	10/08

THIS DRAWING IS PROPRIETARY AND SHALL NOT BE COPIED OR ITS CONTENTS DISCLOSED TO OUTSIDE PARTIES WITHOUT THE WRITTEN CONSENT OF THE TRANE COMPANY

CUSTOMER CONNECTIONS X56,X57,X59
 CLASS 2 POWER SOURCE
 REQUIRED FOR FIELD CONNECTION
 USE CLASS 1 CONDUCTORS
 CONDUCTOR SIZE 28-14 AWG

- NOTICE -

ECB BOARD TB1



TEST CONNECTOR MK 110

DRN JNW
2/14/07
APR

NAME: 230 VOLT, 3C, MAIN DISC
 DRIVE FUSE, ECB, FRAME C2N12
 REACTOR & DVD, SINGLE MTR

MODEL: _____
 PAGE 2 OF 2
 SIZE A
 DWG NO. 174U8497

THE TRANE COMPANY
 A DIVISION OF
 AMERICAN STANDARD INC.