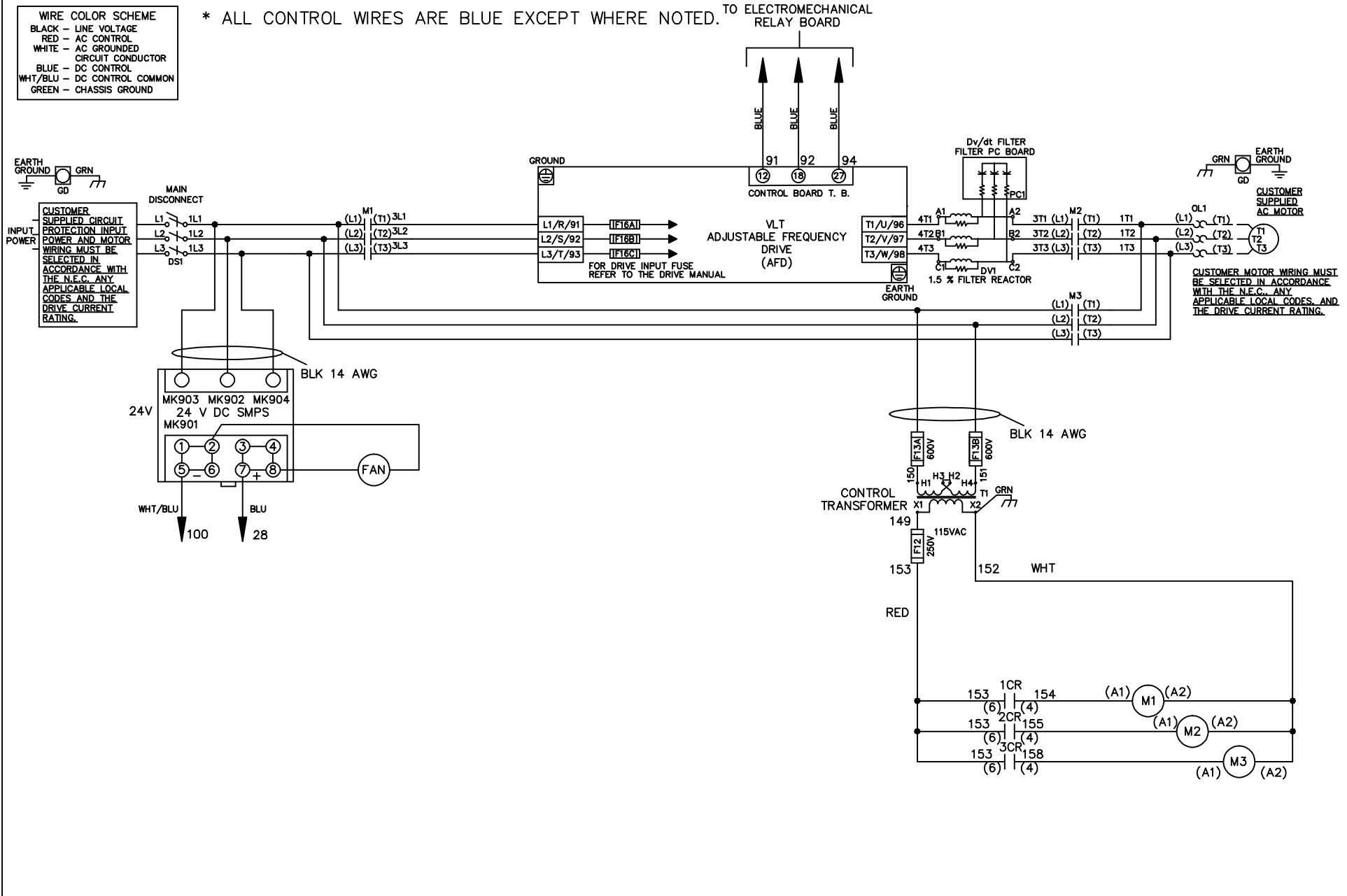


WIRE COLOR SCHEME
 BLACK - LINE VOLTAGE
 RED - AC CONTROL
 WHITE - AC GROUNDED
 CIRCUIT CONDUCTOR
 BLUE - DC CONTROL
 WHT/BLU - DC CONTROL COMMON
 GREEN - CHASSIS GROUND

* ALL CONTROL WIRES ARE BLUE EXCEPT WHERE NOTED. TO ELECTROMECHANICAL RELAY BOARD



-NOTICE-

THIS DRAWING IS PROPRIETARY AND SHALL NOT BE COPIED OR ITS CONTENTS DISCLOSED TO OUTSIDE PARTIES WITHOUT THE WRITTEN CONSENT OF THE TRANE COMPANY

DRN JNW
 2/14/07

APR

NAME 460 VOLT,3C,MAIN DISC
 ,DRIVE FUSE,EMB1,FRAME C2N12
 ,DVDT,SINGLE MTR

MODEL

PAGE 1 OF 2

SIZE A

DWG NO.

THE TRANE COMPANY
 A DIVISION OF
 AMERICAN STANDARD INC.

174U8631

A	SP08061	10/08
REV	ECN	DATE

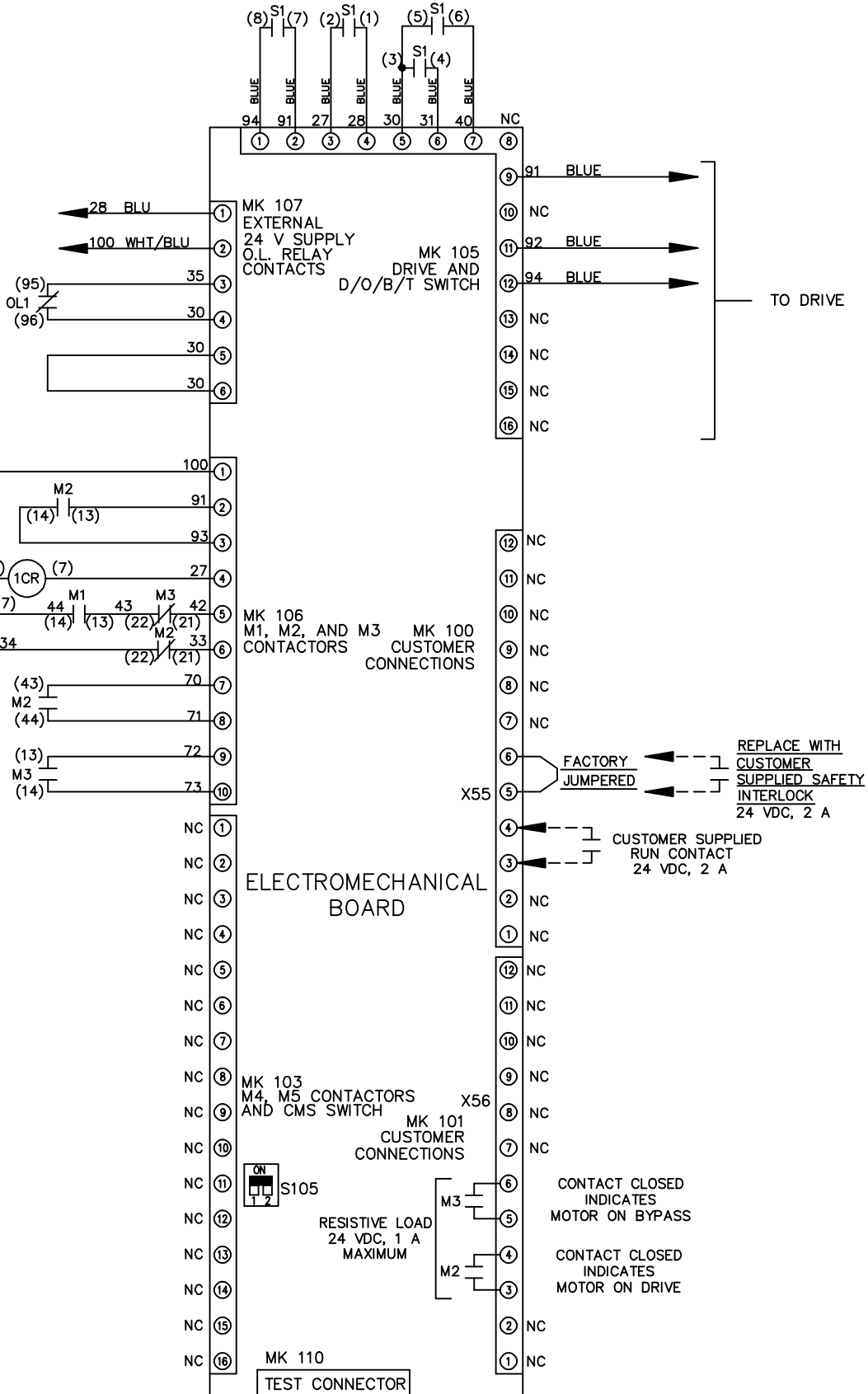
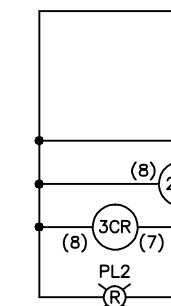
REV	ECON	DATE	DRN	JNW	2/14/07	APR	MODEL	NAME 460 VOLT, 3C, MAIN DISC , DRIVE FUSE, EMB1, FRAME C2N12 , DVDT, SINGLE MTR	PAGE 2 OF 2	SIZE A	DWG NO.	174U8631
A	SP08066	10/08										

CONTACT SEQUENCE CHART FOR S1
X INDICATES CONTACT CLOSED

CONTACT POSITION	DRIVE	OFF	BYPASS	TEST
1-2	X			X
3-4			X	X
5-6	X			X
7-8				X

-NOTICE-

THIS DRAWING IS PROPRIETARY AND SHALL NOT BE COPIED OR ITS CONTENTS DISCLOSED TO OUTSIDE PARTIES WITHOUT THE WRITTEN CONSENT OF THE TRANE COMPANY



FACTORY SETTING



CUSTOMER CONNECTIONS X55, X56
CLASS 2 POWER SOURCE
REQUIRED FOR FIELD CONNECTION
USE CLASS 1 CONDUCTORS
CONDUCTOR SIZE 28-14 AWG

THE TRANE COMPANY
A DIVISION OF
AMERICAN STANDARD INC.