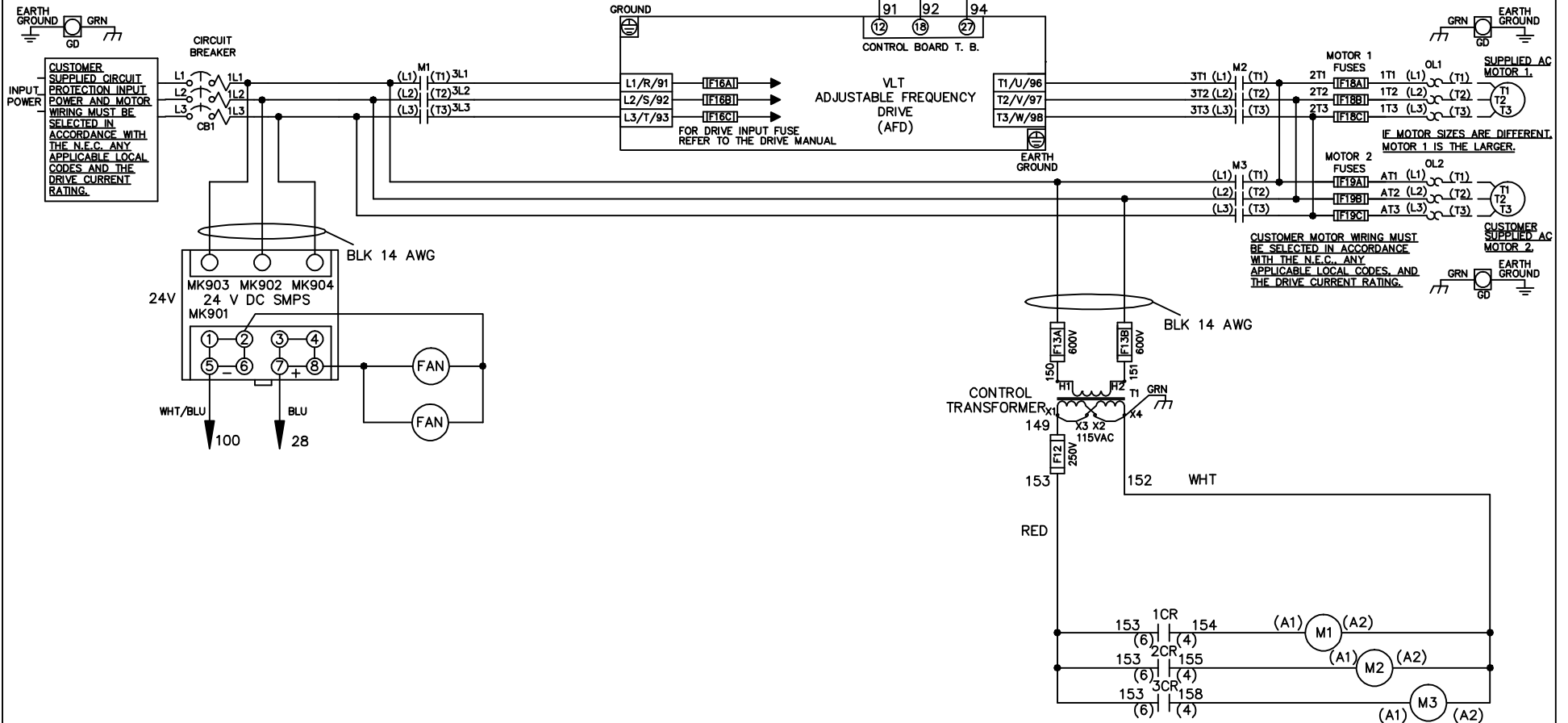


WIRE COLOR SCHEME	
BLACK	- LINE VOLTAGE
RED	- AC CONTROL
WHITE	- AC GROUNDED CIRCUIT CONDUCTOR
BLUE	- DC CONTROL
WHT/BLU	- DC CONTROL COMMON
GREEN	- CHASSIS GROUND

\* ALL CONTROL WIRES ARE BLUE EXCEPT WHERE NOTED. TO ELECTROMECHANICAL RELAY BOARD



-NOTICE-

THIS DRAWING IS PROPRIETARY AND SHALL NOT BE COPIED OR ITS CONTENTS DISCLOSED TO OUTSIDE PARTIES WITHOUT THE WRITTEN CONSENT OF THE TRANE COMPANY

DRN JNW  
2/14/07

APR

NAME 600 VOLT,3C,CB  
,DRIVE FUSE,EMB1,FRAME C2N12  
,NO REACTOR & DVDT,DUAL MTR

MODEL

PAGE 1 OF 2

SIZE A

DWG NO.

THE TRANE COMPANY  
A DIVISION OF  
AMERICAN STANDARD INC.

174U8703

A	SP08061	10/08
REV	ECN	DATE

REV	ECON	DATE
A	SP08066	10/08

CONTACT	POSITION	DRIVE	OFF	BYPASS	TEST
1-2		X			X
3-4				X	X
5-6		X			
7-8					X

CONTACT SEQUENCE CHART FOR S1  
X INDICATES CONTACT CLOSED

NOTICE -

THIS DRAWING IS PROPRIETARY AND SHALL NOT BE COPIED OR ITS CONTENTS DISCLOSED TO OUTSIDE PARTIES WITHOUT THE WRITTEN CONSENT OF THE TRANE COMPANY

DRN JNW  
2/14/07

NAME 600 VOLT, 3C, CB

, DRIVE FUSE, EMB1, FRAME C2N12  
, NO REACTOR & DVD1, DUAL MTR

THE TRANE COMPANY  
A DIVISION OF  
AMERICAN STANDARD INC.

APR

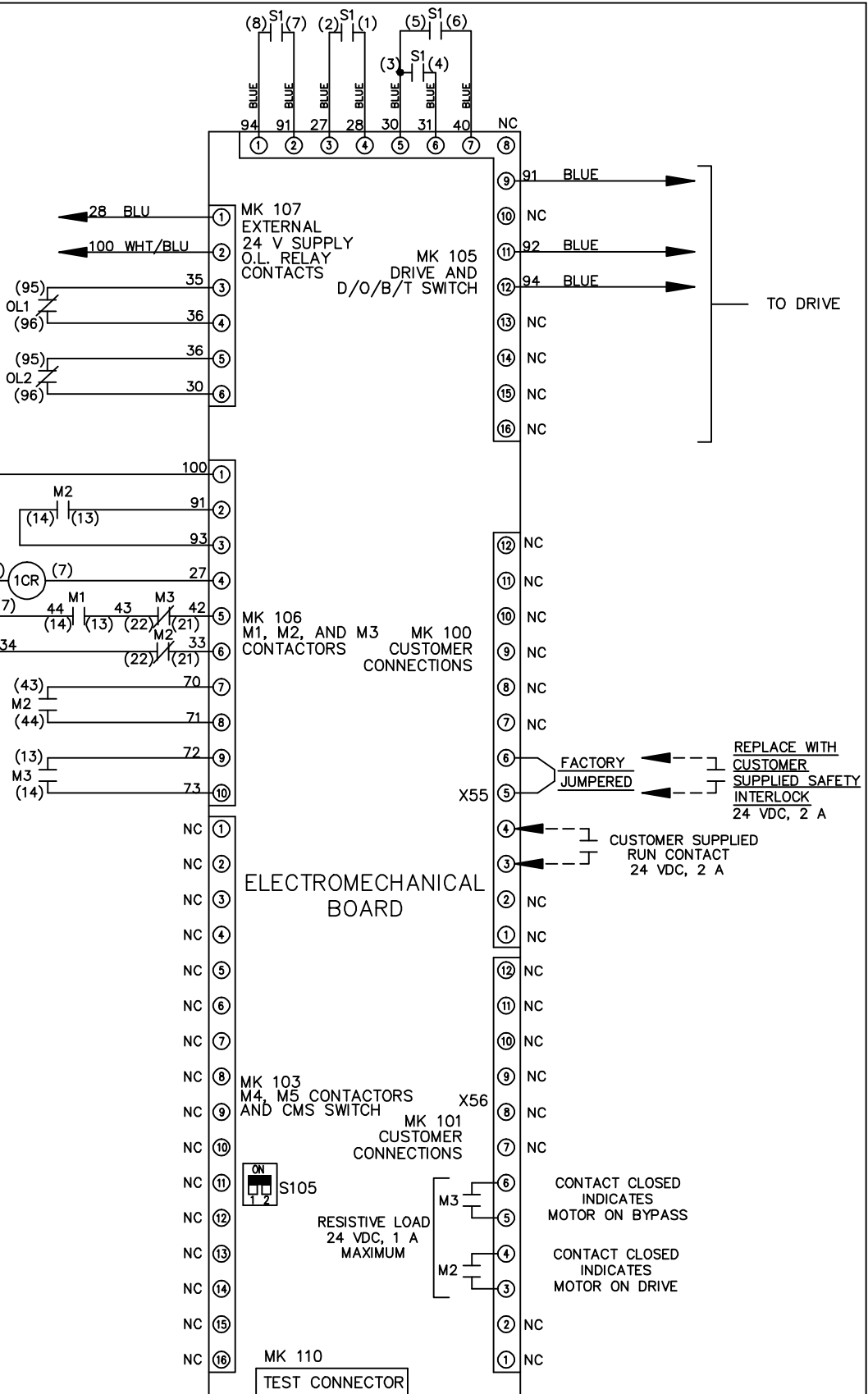
MODEL

PAGE 2 OF 2

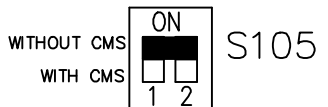
SIZE A

DWG NO.

174U8703



FACTORY SETTING



CUSTOMER CONNECTIONS X55, X56  
CLASS 2 POWER SOURCE  
REQUIRED FOR FIELD CONNECTION  
USE CLASS 1 CONDUCTORS  
CONDUCTOR SIZE 28-14 AWG