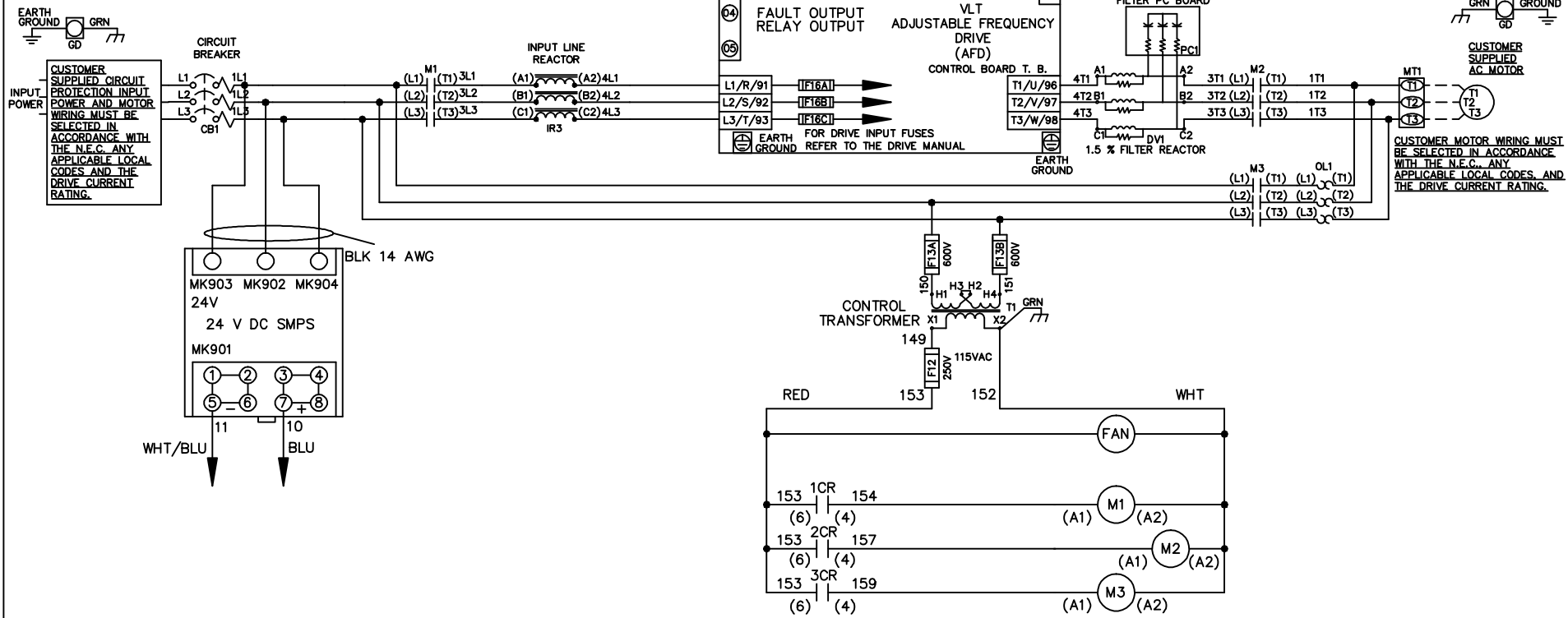


WIRE COLOR SCHEME	
BLACK	- LINE VOLTAGE
RED	- AC CONTROL
WHITE	- AC GROUNDED
	- CIRCUIT CONDUCTOR
BLUE	- DC CONTROL
WHT/BLU	- DC CONTROL COMMON
GREEN	- CHASSIS GROUND



A	SP08061	10/08
REV	ECN	DATE

-NOTICE-  
 THIS DRAWING IS PROPRIETARY AND SHALL NOT BE COPIED OR ITS CONTENTS DISCLOSED TO OUTSIDE PARTIES WITHOUT THE WRITTEN CONSENT OF THE TRANE COMPANY

DRN JNW  
2/14/07  
APR

NAME 460 VOLT,3C,CB  
 ,DRIVE FUSE,ECB,FRAME D1-D2  
 ,REACTOR & DVDT,SINGLE MTR

MODEL \_\_\_\_\_ PAGE 1 OF 2 SIZE A DWG NO. 174U8736

**THE TRANE COMPANY**  
 A DIVISION OF  
 AMERICAN STANDARD INC.

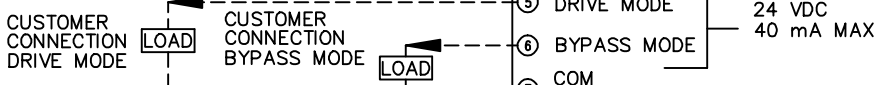
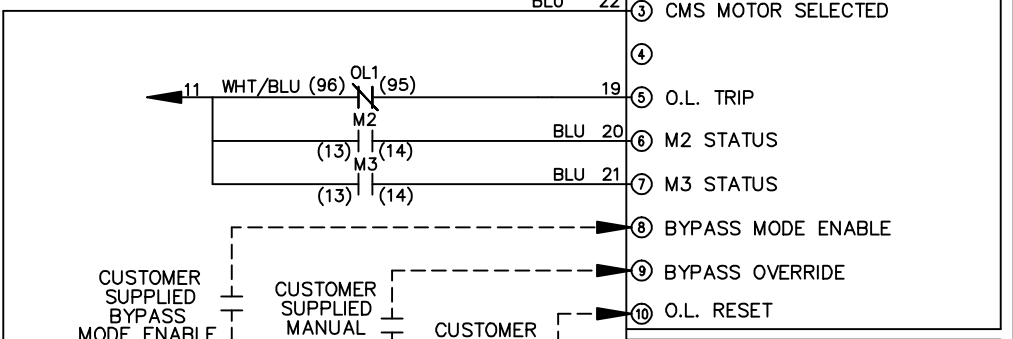
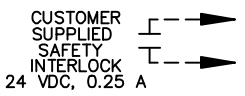
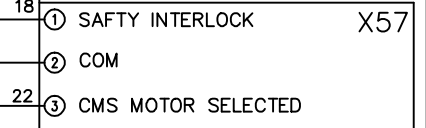
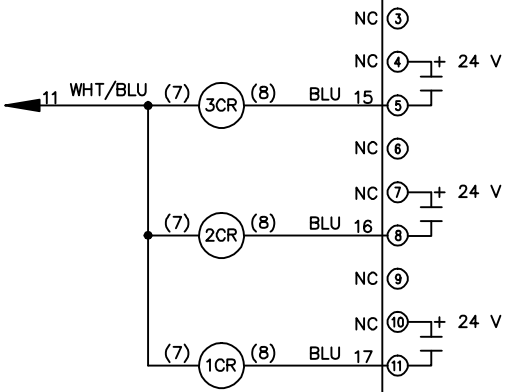
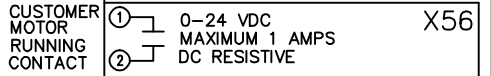
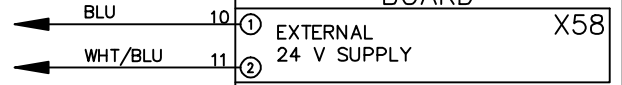
REV	ECN	DATE
A	SP08066	10/08

THIS DRAWING IS PROPRIETARY AND SHALL NOT BE COPIED OR ITS CONTENTS DISCLOSED TO OUTSIDE PARTIES WITHOUT THE WRITTEN CONSENT OF THE TRANE COMPANY

- NOTICE -

**CUSTOMER CONNECTIONS X56,X57,X59**  
 CLASS 2 POWER SOURCE  
 REQUIRED FOR FIELD CONNECTION  
 USE CLASS 1 CONDUCTORS  
 CONDUCTOR SIZE 28-14 AWG

ECB BOARD TB1



TEST CONNECTOR MK 110

DRN JNW  
 2/14/07  
 APR

NAME: 460 VOLT, 3C, CB  
 DRIVE FUSE, ECB, FRAME D1-D2  
 REACTOR & DVD, SINGLE MTR

MODEL  
 PAGE 2 OF 2

SIZE A

DWG NO. 174U8736

THE TRANE COMPANY  
 A DIVISION OF  
 AMERICAN STANDARD INC.