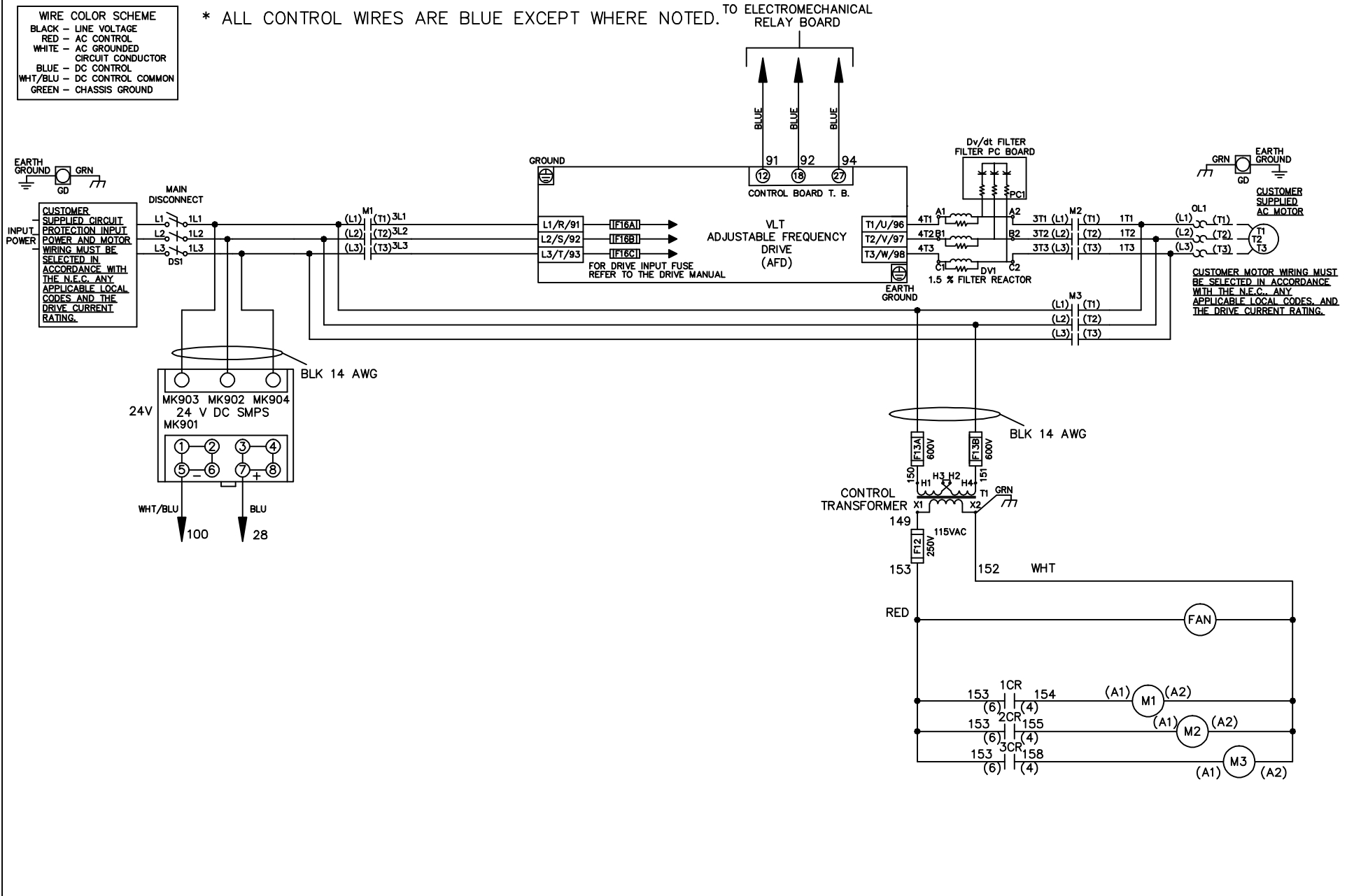


| WIRE COLOR SCHEME | |
|-------------------|---------------------------------|
| BLACK | - LINE VOLTAGE |
| RED | - AC CONTROL |
| WHITE | - AC GROUNDED CIRCUIT CONDUCTOR |
| BLUE | - DC CONTROL |
| WHT/BLU | - DC CONTROL COMMON |
| GREEN | - CHASSIS GROUND |

* ALL CONTROL WIRES ARE BLUE EXCEPT WHERE NOTED. TO ELECTROMECHANICAL RELAY BOARD



-NOTICE-

THIS DRAWING IS PROPRIETARY AND SHALL NOT BE COPIED OR ITS CONTENTS DISCLOSED TO OUTSIDE PARTIES WITHOUT THE WRITTEN CONSENT OF THE TRANE COMPANY

DRN JNW
2/14/07

APR

NAME 460 VOLT,3C,MAIN DISC
,DRIVE FUSE,EMB1,FRAME D1-D2
,DVDT,SINGLE MTR

MODEL

PAGE 1 OF 2

SIZE A

DWG NO.

THE TRANE COMPANY
A DIVISION OF
AMERICAN STANDARD INC.

174U8793

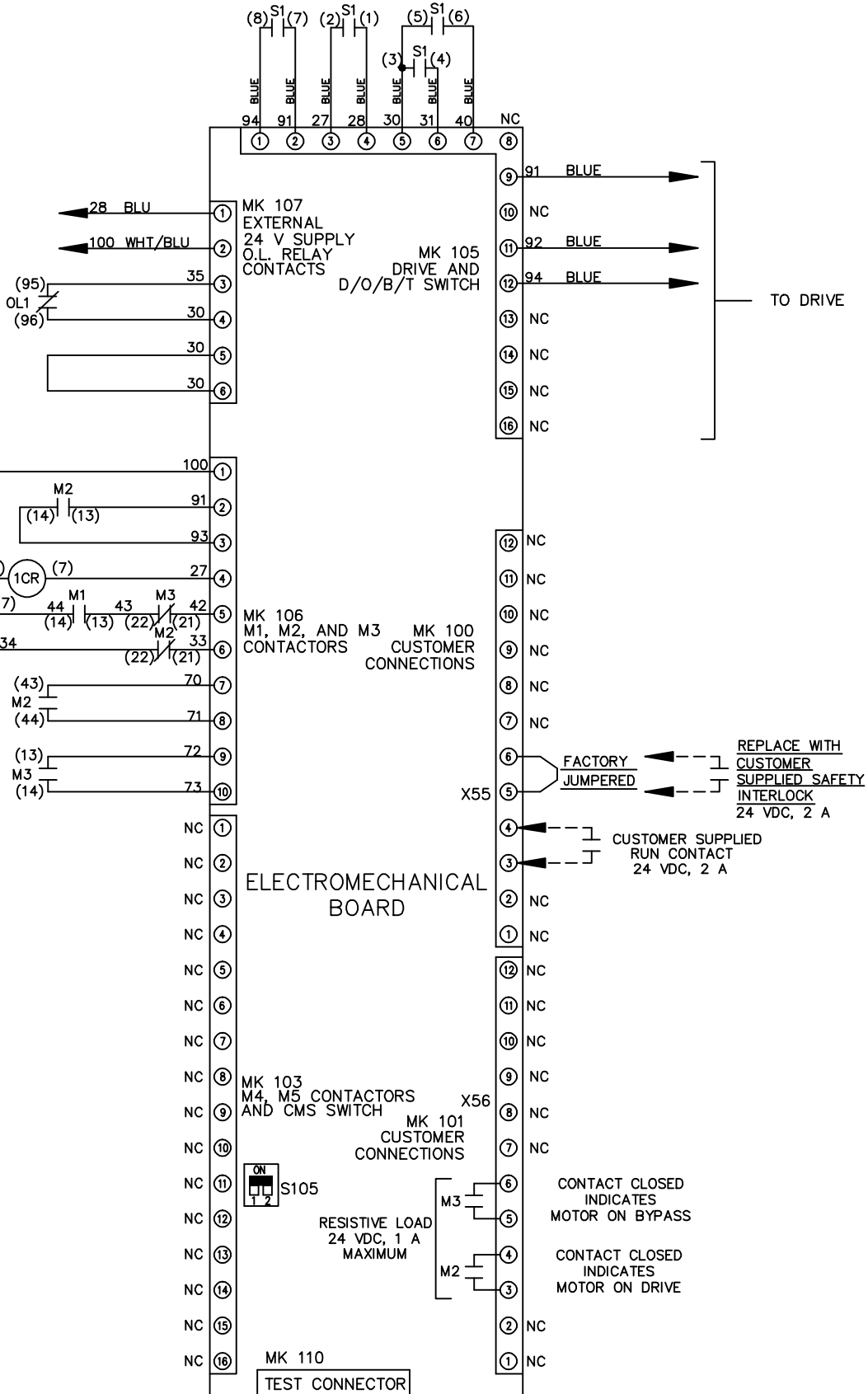
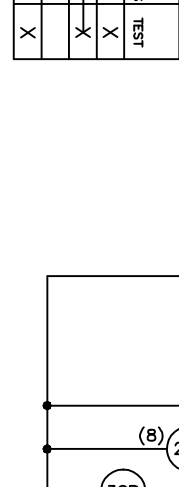
| | | |
|-----|---------|-------|
| A | SP08061 | 10/08 |
| REV | ECN | DATE |

| | | | | | | | | | | | | | |
|-----|---------|-------|-----|-----|---------|-----|-------|---------------------------------------------------------------------------------------|------|--------|---------|----------|--------------------------------------------------------------|
| REV | ECN | DATE | DRN | JNW | 2/14/07 | APR | MODEL | NAME 460 VOLT, 3C, MAIN DISC , DRIVE FUSE, EMB1, FRAME D1-D2 , DVD1, SINGLE MTR | SIZE | A | DWG NO. | 174U8793 | THE TRANE COMPANY A DIVISION OF AMERICAN STANDARD INC. |
| A | SP08066 | 10/08 | | | | | | | PAGE | 2 OF 2 | | | |

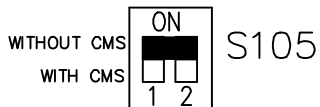
CONTACT SEQUENCE CHART FOR S1
X INDICATES CONTACT CLOSED

| CONTACT | POSITION | DRIVE | OFF | BYPASS | TEST |
|---------|----------|-------|-----|--------|------|
| 1-2 | | X | | | X |
| 3-4 | | | | X | X |
| 5-6 | | X | | | X |
| 7-8 | | | | | X |

-NOTICE-



FACTORY SETTING



CUSTOMER CONNECTIONS X55, X56
CLASS 2 POWER SOURCE
REQUIRED FOR FIELD CONNECTION
USE CLASS 1 CONDUCTORS
CONDUCTOR SIZE 28-14 AWG

THIS DRAWING IS PROPRIETARY AND SHALL NOT BE COPIED OR ITS CONTENTS DISCLOSED TO OUTSIDE PARTIES WITHOUT THE WRITTEN CONSENT OF THE TRANE COMPANY