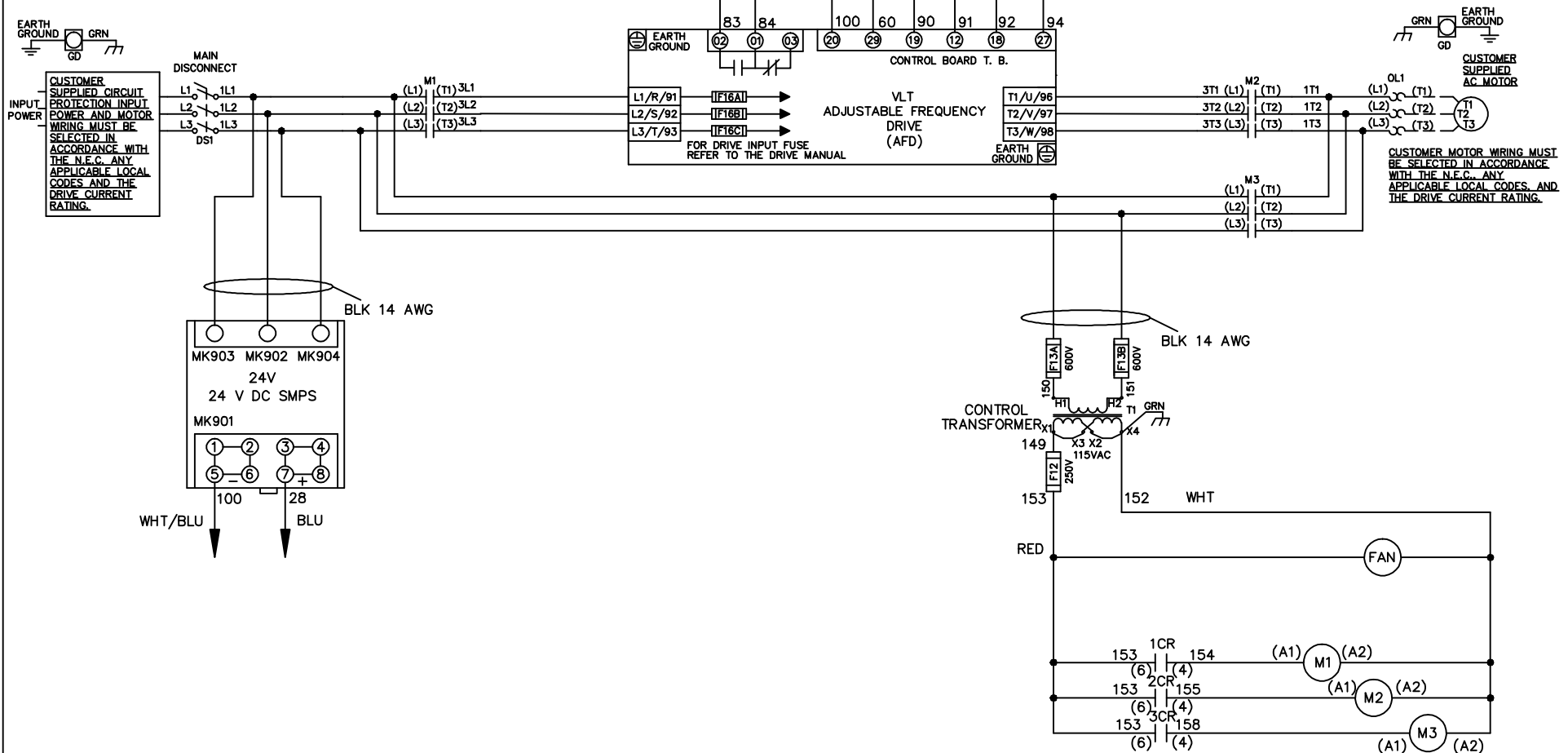


WIRE COLOR SCHEME
 BLACK - LINE VOLTAGE
 RED - AC CONTROL
 WHITE - AC GROUNDED
 BLUE - CIRCUIT CONDUCTOR
 BLUE - DC CONTROL
 WHT/BLU - DC CONTROL COMMON
 GREEN - CHASSIS GROUND

* ALL CONTROL WIRES ARE BLUE EXCEPT WHERE NOTED. TO ELECTROMECHANICAL RELAY BOARD



			-NOTICE-	DRN JNW 2/14/07	NAME 600 VOLT, 3C, MAIN DISC DRIVE FUSE, EMB2, FRAME D1-D2 NO REACTOR & DVDT, SINGLE MTR		THE TRANE COMPANY A DIVISION OF AMERICAN STANDARD INC.	
A	SP08061	10/08	THIS DRAWING IS PROPRIETARY AND SHALL NOT BE COPIED OR ITS CONTENTS DISCLOSED TO OUTSIDE PARTIES WITHOUT THE WRITTEN CONSENT OF THE TRANE COMPANY	APR	MODEL	PAGE 1 OF 2	SIZE A	DWG NO. 174U8849
REV	ECN	DATE						

REV	ECN	DATE
A	SP08066	10/08

CONTACT SEQUENCE CHART FOR S1
X INDICATES CONTACT CLOSED

POSITION	CONTACT	DRIVE	OFF	BYPASS	TEST
1-2	X	X			
3-4			X	X	
5-6	X				
7-8					X

CONTACT SEQUENCE CHART FOR S1
X INDICATES CONTACT CLOSED

-NOTICE-
THIS DRAWING IS PROPRIETARY AND SHALL NOT BE COPIED OR ITS CONTENTS DISCLOSED TO OUTSIDE PARTIES WITHOUT THE WRITTEN CONSENT OF THE TRANE COMPANY

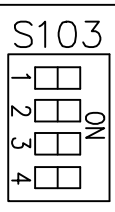
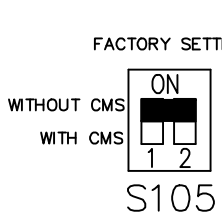
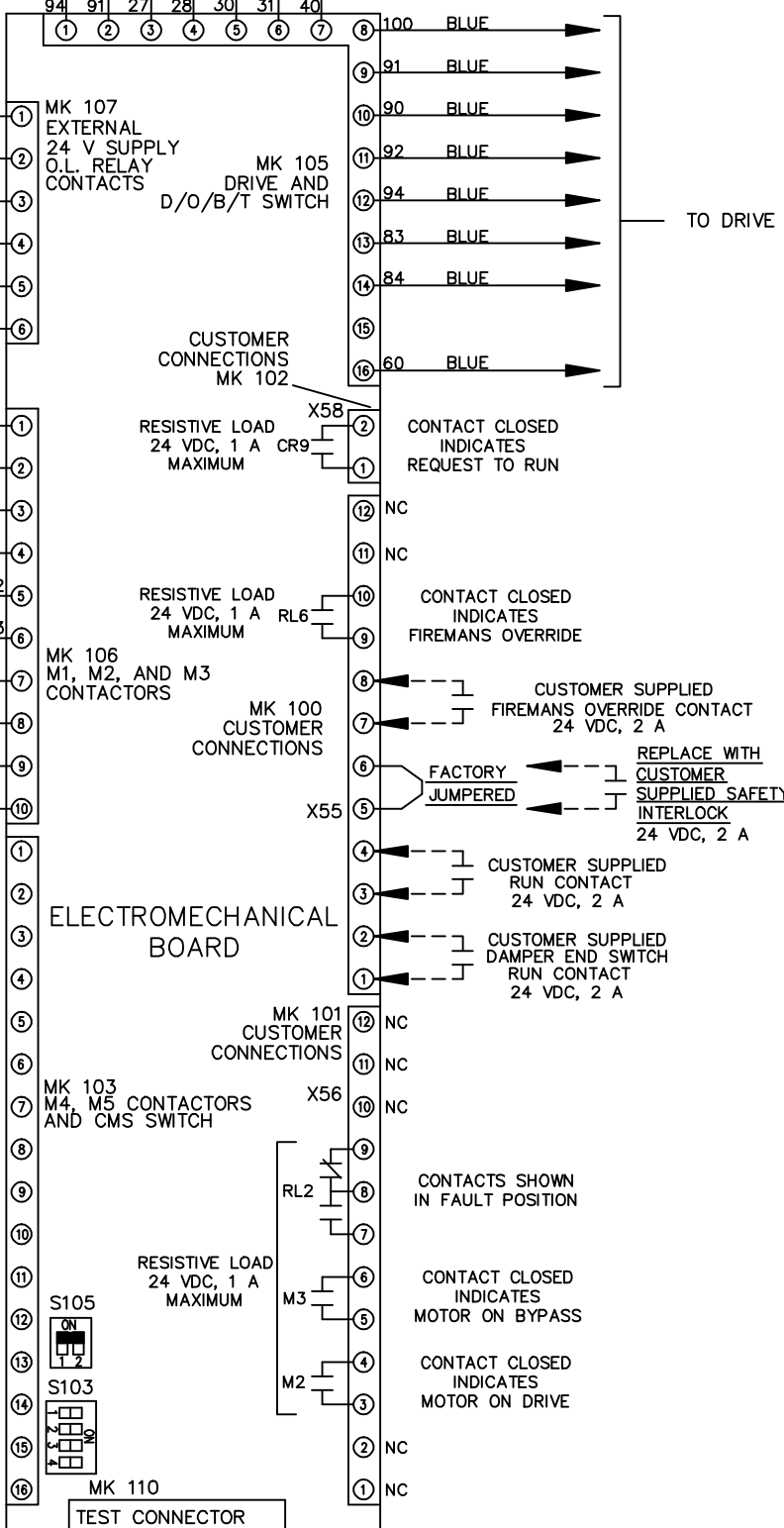
DRN	JNW
DATE	2/14/07
APR	

MODEL	NAME600 VOLT,3C,MAIN DISC
SIZE	, DRIVE FUSE,EMB2,FRAME D1-D2
DWG NO.	, NO REACTOR & DVDI,SINGLE MTR
PAGE	2 OF 2
174U8849	

THE TRANE COMPANY
A DIVISION OF
AMERICAN STANDARD INC.



CUSTOMER CONNECTIONS X55,X56,X58
CLASS 2 POWER SOURCE
REQUIRED FOR FIELD CONNECTION
USE CLASS 1 CONDUCTORS
CONDUCTOR SIZE 28-14 AWG



CUSTOMER SETTING
AUTOMATIC BYPASS TIME SELECT

ONLY # 1 ON 30 SECONDS
ONLY # 2 ON 60 SEC.
ONLY # 3 ON 300 SEC
ALL ON 15 SEC.
ALL OFF NO AUTO BYPASS (FACTORY DEFAULT)