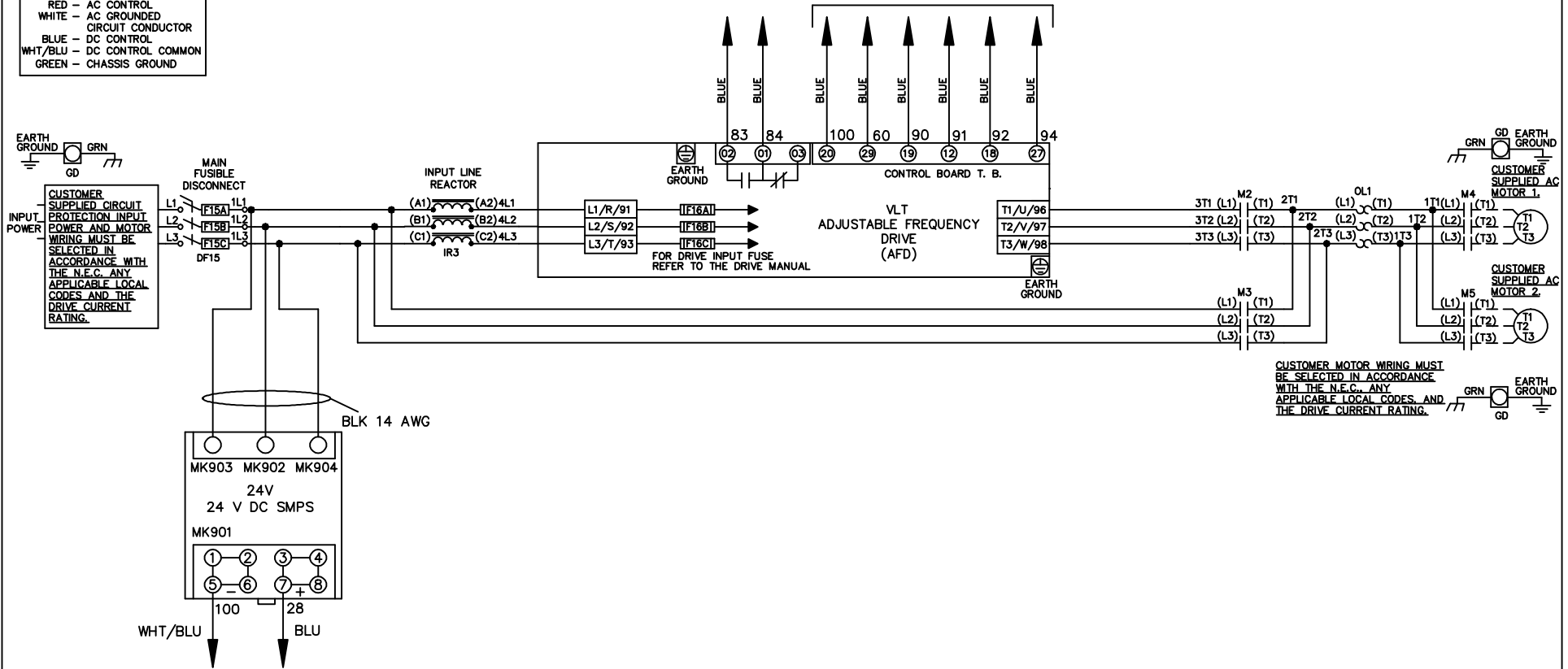


**WIRE COLOR SCHEME**  
 BLACK - LINE VOLTAGE  
 RED - AC CONTROL  
 WHITE - AC GROUNDED  
 WHITE - CIRCUIT CONDUCTOR  
 BLUE - DC CONTROL  
 WHT/BLU - DC CONTROL COMMON  
 GREEN - CHASSIS GROUND

\* ALL CONTROL WIRES ARE BLUE EXCEPT WHERE NOTED. TO ELECTROMECHANICAL RELAY BOARD



|     |         |       |   |  |                    |     |   |             |        |                  |
|-----|---------|-------|---|--|--------------------|-----|---|-------------|--------|------------------|
|     |         |       | - NOTICE -  |  | DRN JNW<br>2/14/07 |     | NAME 208-600VOLT,2C,MAIN DISC<br>FUSIBLE,EMB2,FRAME A5-B1<br>,REACTOR,CMS |             |        |                  |
| A   | SP08061 | 10/08 | THIS DOCUMENT CONTAINS PROPRIETARY INFORMATION OF DANFOSS DRIVES. IT IS LOANED BY DANFOSS DRIVES SUBJECT TO THE CONDITIONS THAT IT AND THE INFORMATION EMBODIED THEREIN SHALL BE USED ONLY FOR RECORD AND REFERENCE PURPOSES, SHALL NOT BE USED OR CAUSED TO BE USED IN ANY WAY PREJUDICIAL TO THE INTERESTS OF DANFOSS DRIVES, SHALL NOT BE REPRODUCED OR COPIED IN WHOLE OR IN PART, OR DISCLOSED TO ANYONE WITHOUT THE DIRECT WRITTEN PERMISSION OF DANFOSS DRIVES AND SHALL BE RETURNED UPON REQUEST. |  |                    | APR | MODEL   | PAGE 1 OF 2 | SIZE A | DWG NO. 174U9066 |
| REV | ECN     | DATE  |   |  |                    |     |   |             |        |                  |

| REV | ECN     | DATE  |
|-----|---------|-------|
| A   | SP08066 | 10/08 |

| CONTACT SEQUENCE CHART FOR S1 |                            |
|-------------------------------|----------------------------|
| POSITION                      | X INDICATES CONTACT CLOSED |
| CONTACT                       |                            |
| 13-14                         |                            |
| 23-24                         | X                          |

**NOTICE**  
 THIS DOCUMENT CONTAINS PROPRIETARY INFORMATION OF DANFOSS DRIVES. IT IS LOANED BY DANFOSS DRIVES SUBJECT TO THE CONDITIONS THAT IT AND THE INFORMATION EMBODIED THEREIN SHALL BE USED ONLY FOR RECORD AND REFERENCE PURPOSES. SHALL NOT BE USED OR CAUSED TO BE USED IN ANY WAY PREJUDICIAL TO THE INTERESTS OF DANFOSS DRIVES. SHALL NOT BE REPRODUCED OR COPIED IN WHOLE OR IN PART, OR DISCLOSED TO ANYONE WITHOUT THE DIRECT WRITTEN PERMISSION OF DANFOSS DRIVES AND SHALL BE RETURNED UPON REQUEST.

DRN JUNW  
 2/14/07

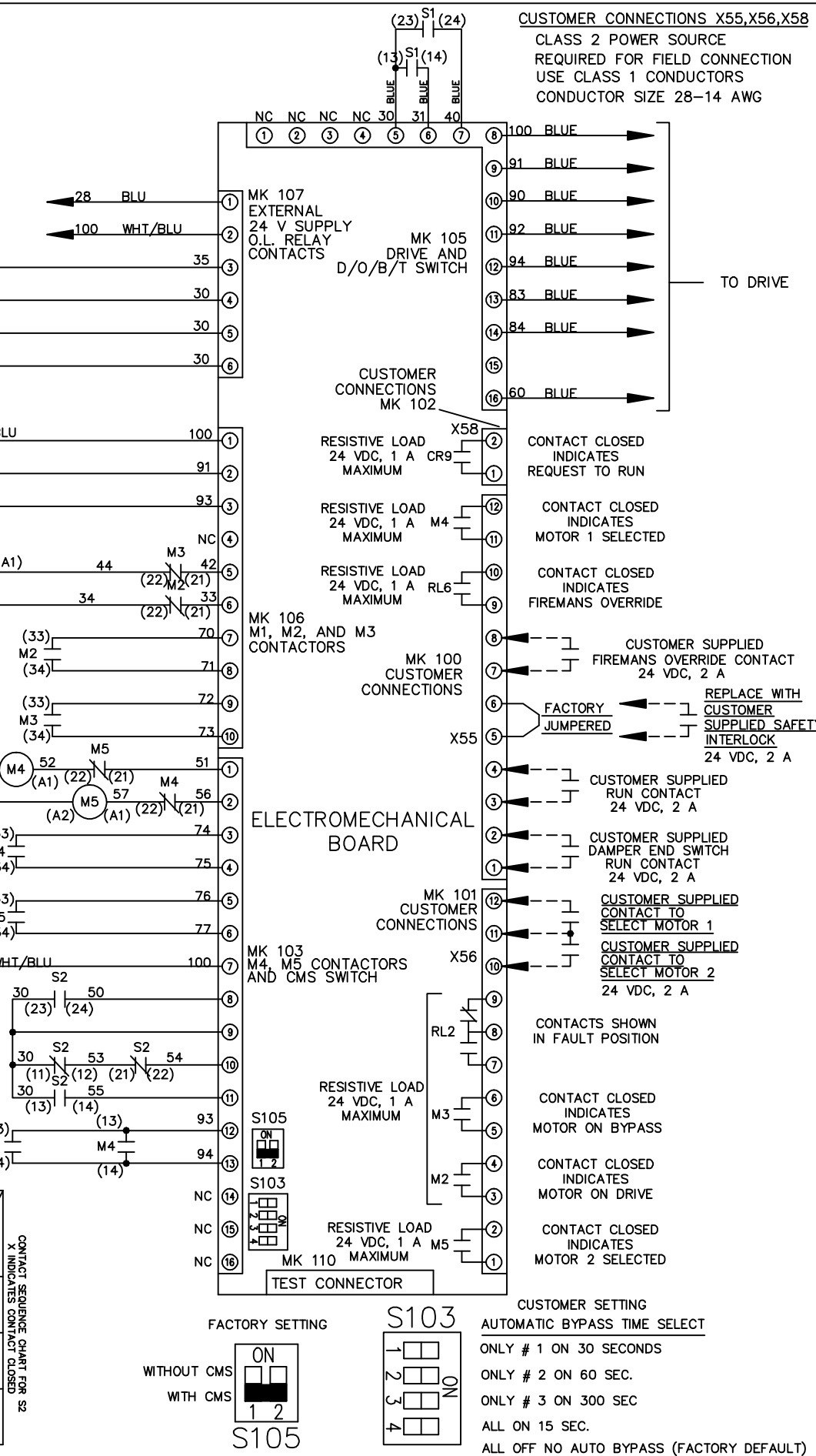
MODEL NAME 208-600VOLT, 2C, MAIN DISC  
 FUSIBLE, EMB2, FRAME A5-B1  
 , REACTOR, CMS

PAGE 2 OF 2

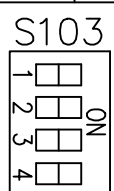
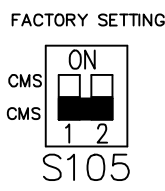
SIZE A  
 DWG NO. 174U9066



| CONTACT SEQUENCE CHART FOR S2 |                            |
|-------------------------------|----------------------------|
| POSITION                      | X INDICATES CONTACT CLOSED |
| CONTACT                       |                            |
| 11-12                         | X                          |
| 13-14                         |                            |
| 21-22                         | X                          |
| 23-24                         | X                          |



**CUSTOMER CONNECTIONS X55, X56, X58**  
 CLASS 2 POWER SOURCE  
 REQUIRED FOR FIELD CONNECTION  
 USE CLASS 1 CONDUCTORS  
 CONDUCTOR SIZE 28-14 AWG



**CUSTOMER SETTING**  
 AUTOMATIC BYPASS TIME SELECT

ONLY # 1 ON 30 SECONDS  
 ONLY # 2 ON 60 SEC.  
 ONLY # 3 ON 300 SEC  
 ALL ON 15 SEC.  
 ALL OFF NO AUTO BYPASS (FACTORY DEFAULT)