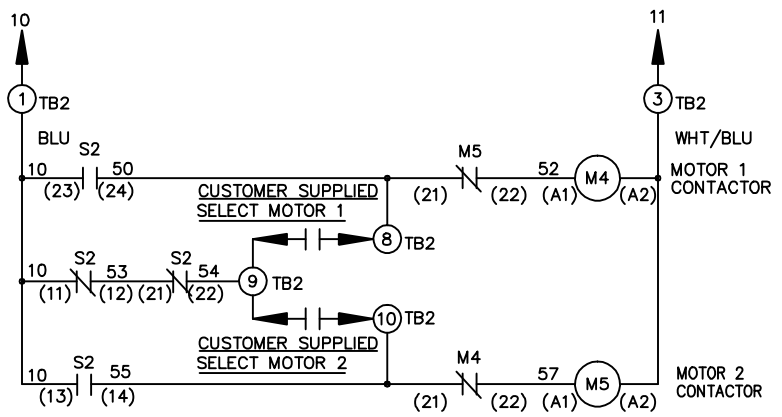
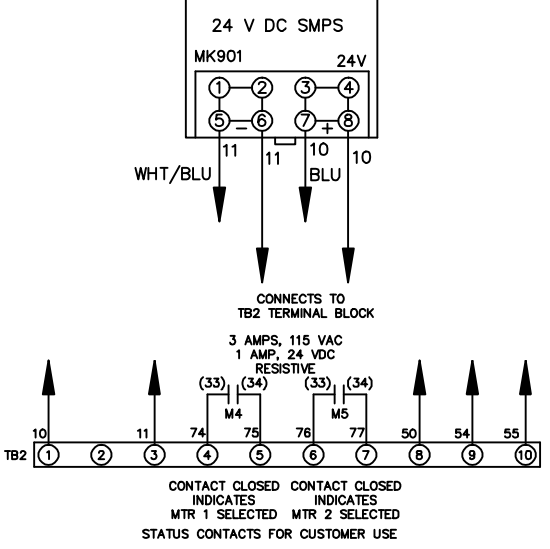
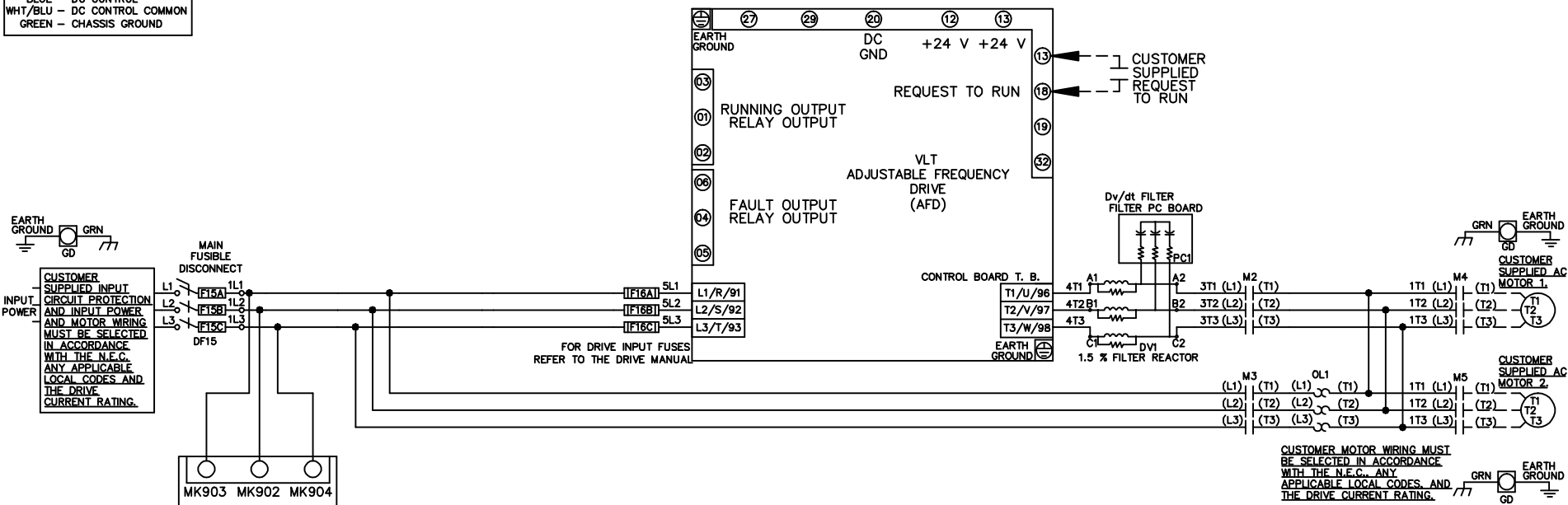


- WIRE COLOR SCHEME**
- BLACK - LINE VOLTAGE
  - RED - AC CONTROL
  - WHITE - AC GROUNDED
  - CIRCUIT CONDUCTOR
  - BLUE - DC CONTROL
  - WHT/BLU - DC CONTROL COMMON
  - GREEN - CHASSIS GROUND



CONTACT SEQUENCE CHART FOR S2  
X INDICATES CONTACT CLOSED

POSITION	MOTOR 1	AUTO	MOTOR 2
11-12	X	X	
13-14			X
21-22		X	X
23-24	X		

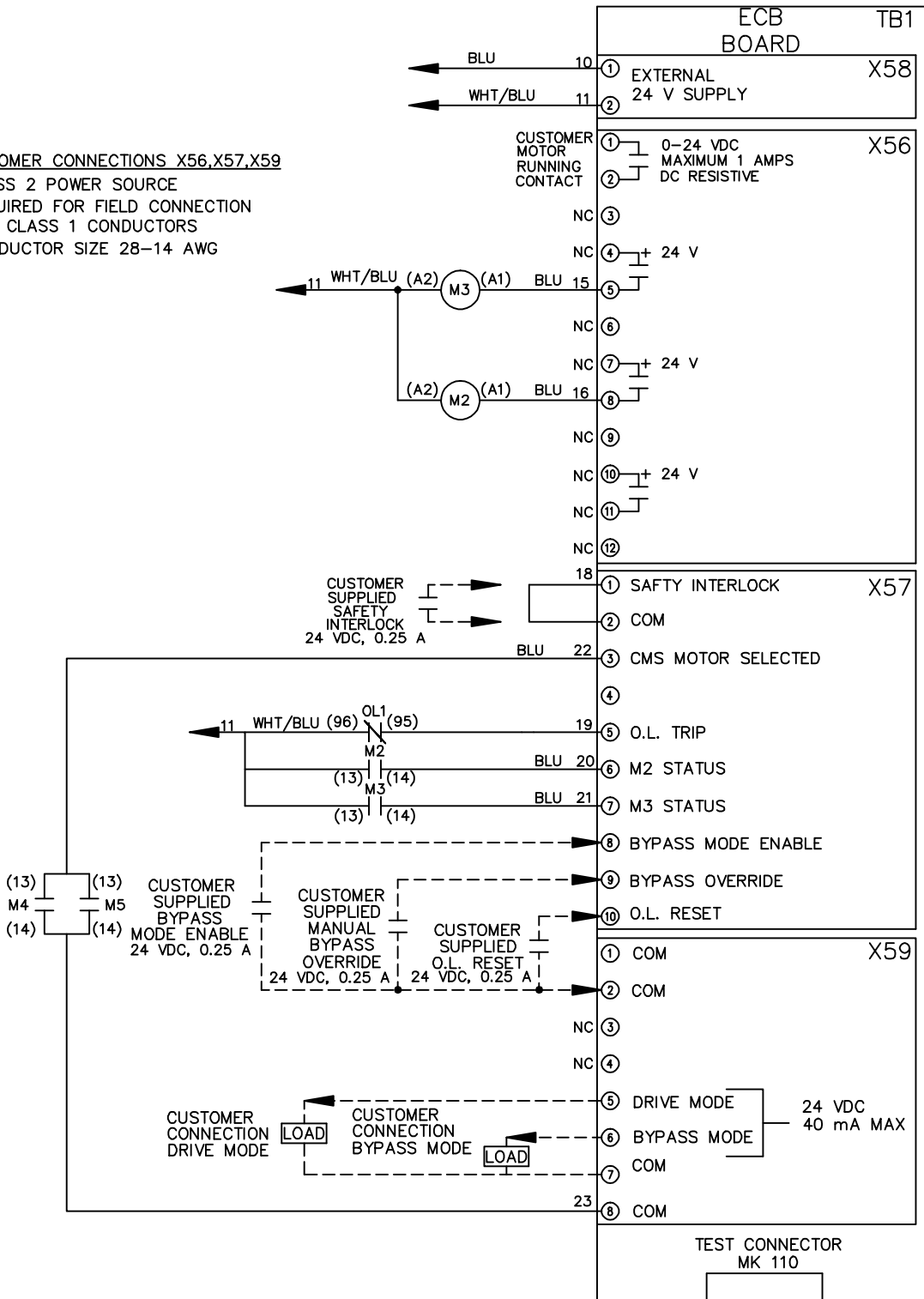
-NOTICE-			DRN JNW 2/14/07		NAME 208-600VOLT,2C,MAIN DISC FUSIBLE,ECB,FRAME A2-A3 ,DVRT,CMS			THE TRANE COMPANY A DIVISION OF AMERICAN STANDARD INC.	
THIS DRAWING IS PROPRIETARY AND SHALL NOT BE COPIED OR ITS CONTENTS DISCLOSED TO OUTSIDE PARTIES WITHOUT THE WRITTEN CONSENT OF THE TRANE COMPANY			APR		MODEL		PAGE 1 OF 2		SIZE A
A	SP08061	10/08					DWG No.		174U9189
REV	ECN	DATE							

REV	A	ECN	10/08	DATE
	SP08066			

THIS DRAWING IS PROPRIETARY AND SHALL NOT BE COPIED OR ITS CONTENTS DISCLOSED TO OUTSIDE PARTIES WITHOUT THE WRITTEN CONSENT OF THE TRANE COMPANY

-NOTICE-

CUSTOMER CONNECTIONS X56,X57,X59  
 CLASS 2 POWER SOURCE  
 REQUIRED FOR FIELD CONNECTION  
 USE CLASS 1 CONDUCTORS  
 CONDUCTOR SIZE 28-14 AWG



DRN JNW  
2/14/07  
APR

NAME 208-600VOLT, 2C, MAIN DISC  
 FUSIBLE, ECB, FRAME A2-A3  
 , DVD, T, CMS

PAGE 2 OF 2

SIZE A

DWG NO.

174U9189

THE TRANE COMPANY  
 A DIVISION OF  
 AMERICAN STANDARD INC.