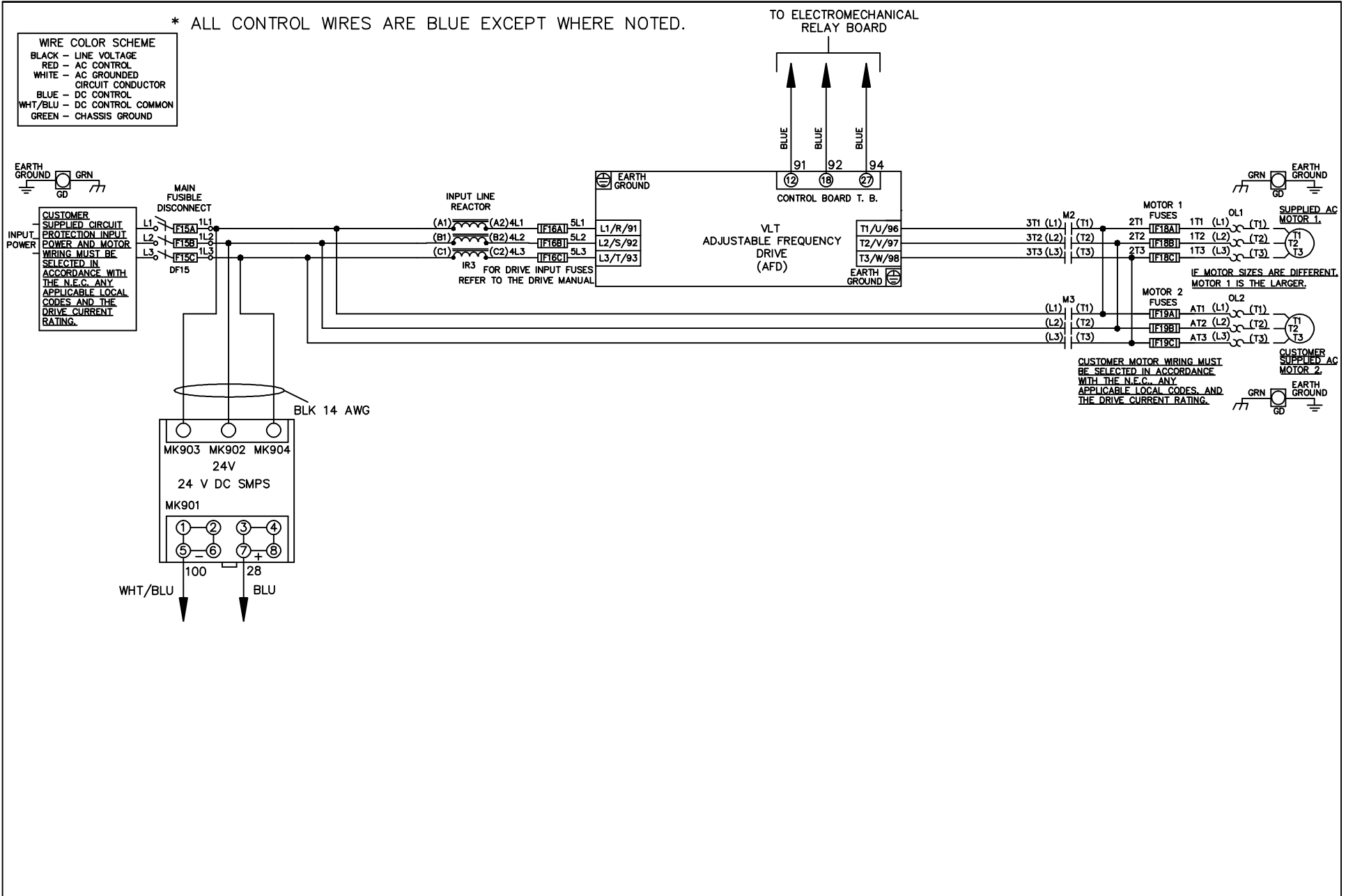


* ALL CONTROL WIRES ARE BLUE EXCEPT WHERE NOTED.

| WIRE COLOR SCHEME | |
|-------------------|---------------------------------|
| BLACK | - LINE VOLTAGE |
| RED | - AC CONTROL |
| WHITE | - AC GROUNDED CIRCUIT CONDUCTOR |
| BLUE | - DC CONTROL |
| WHT/BLU | - DC CONTROL COMMON |
| GREEN | - CHASSIS GROUND |



| | | | | | | | | | |
|----------|---------|-------|--------------------|--|-------------|--------|--|----------|--|
| -NOTICE- | | | DRN JNW 2/14/07 | NAME 208-600VOLT,2C,MAIN DISC FUSIBLE,EMB1,FRAME A2-A3 ,REACTOR,DUAL MTR | | | THE TRANE COMPANY A DIVISION OF AMERICAN STANDARD INC. | | |
| A | SP08061 | 10/08 | APR | MODEL | PAGE 1 OF 2 | SIZE A | DWG NO. | 174U9199 | |
| REV | ECN | DATE | | | | | | | |

| | | |
|-----|---------|-------|
| REV | ECN | DATE |
| A | SP08066 | 10/08 |

| CONTACT SEQUENCE CHART FOR S1 X INDICATES CONTACT CLOSED | | | |
|---|-------|-----|--------|
| CONTACT POSITION | DRIVE | OFF | BYPASS |
| 13-14 | | | X |
| 23-24 | X | | |

NOTICE -
THIS DRAWING IS PROPRIETARY AND SHALL NOT BE COPIED OR ITS CONTENTS DISCLOSED TO OUTSIDE PARTIES WITHOUT THE WRITTEN CONSENT OF THE TRANE COMPANY

DRN JNW
2/14/07
APR


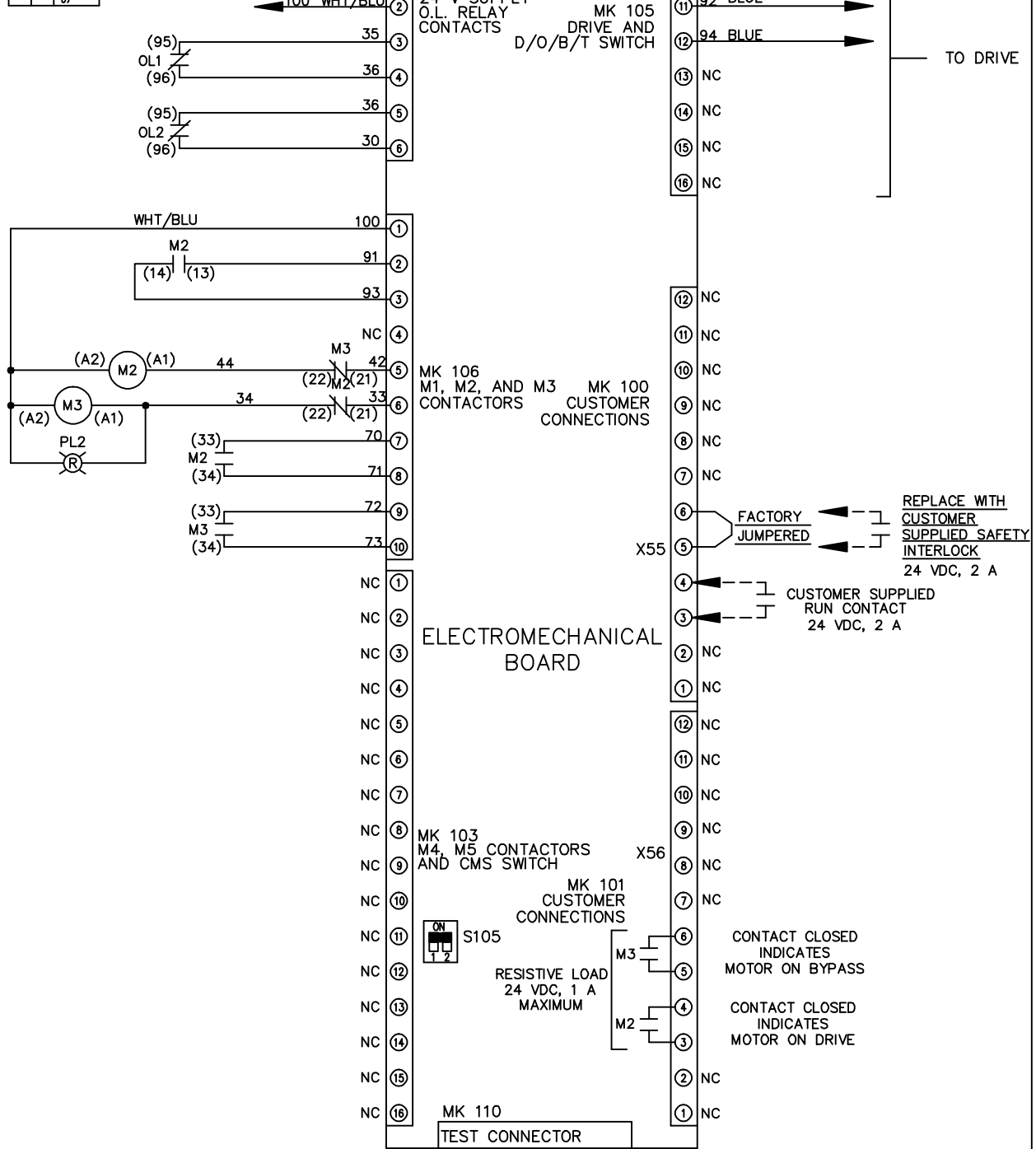
NAME 208-600VOLT, 2C, MAIN DISC
FUSIBLE, EMB1, FRAME A2-A3
, REACTOR, DUAL MTR

MODEL

PAGE 2 OF 2

SIZE A

DWG NO. 174U9199
THE TRANE COMPANY
A DIVISION OF
AMERICAN STANDARD INC.



CUSTOMER CONNECTIONS X55, X56
CLASS 2 POWER SOURCE
REQUIRED FOR FIELD CONNECTION
USE CLASS 1 CONDUCTORS
CONDUCTOR SIZE 28-14 AWG