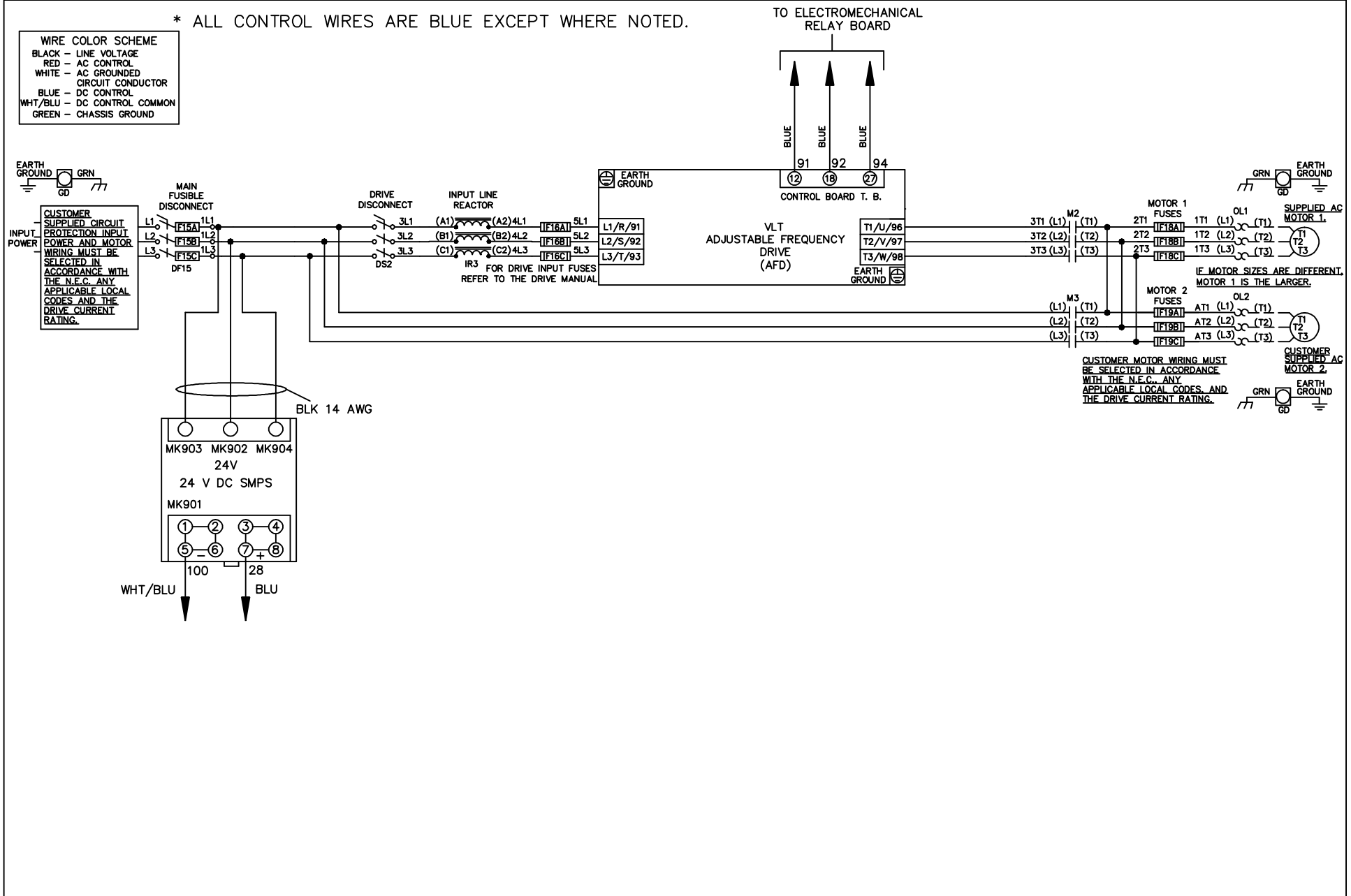


* ALL CONTROL WIRES ARE BLUE EXCEPT WHERE NOTED.

WIRE COLOR SCHEME
 BLACK - LINE VOLTAGE
 RED - AC CONTROL
 WHITE - AC GROUNDED
 CIRCUIT CONDUCTOR
 BLUE - DC CONTROL
 WHT/BLU - DC CONTROL COMMON
 GREEN - CHASSIS GROUND



-NOTICE-

THIS DRAWING IS PROPRIETARY AND SHALL NOT BE COPIED OR ITS CONTENTS DISCLOSED TO OUTSIDE PARTIES WITHOUT THE WRITTEN CONSENT OF THE TRANE COMPANY

DRN JNW
2/14/07

NAME 208-600VOLT, 2C, MAIN & DRIVE DISC
 FUSIBLE, EMB1, FRAME A2-A3
 , REACTOR, DUAL MTR

THE TRANE COMPANY
 A DIVISION OF
 AMERICAN STANDARD INC.

| | | |
|-----|---------|-------|
| A | SP08061 | 10/08 |
| REV | ECN | DATE |

APR

MODEL

PAGE 1 OF 2

SIZE A

DWG NO.

174U9239

| REV | ECN | DATE |
|-----|---------|-------|
| A | SP08066 | 10/08 |

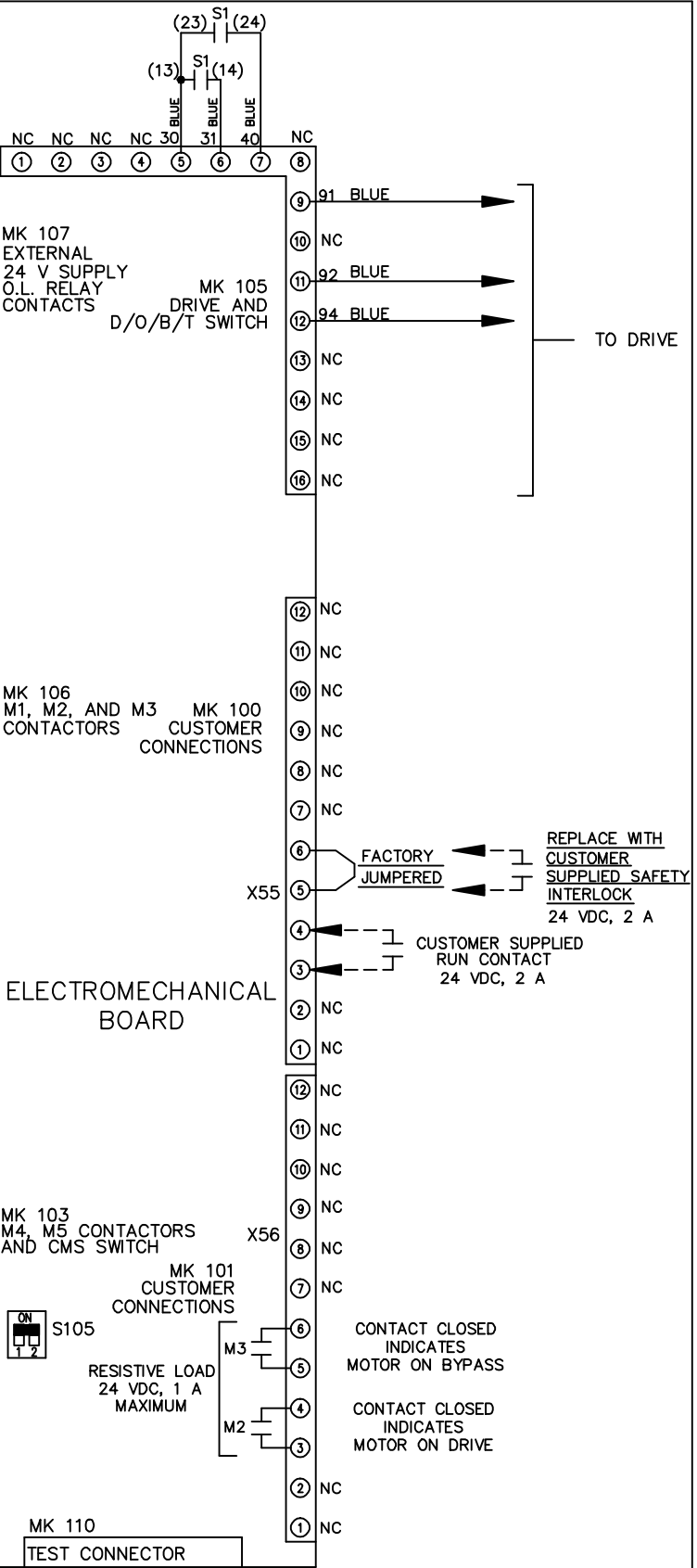
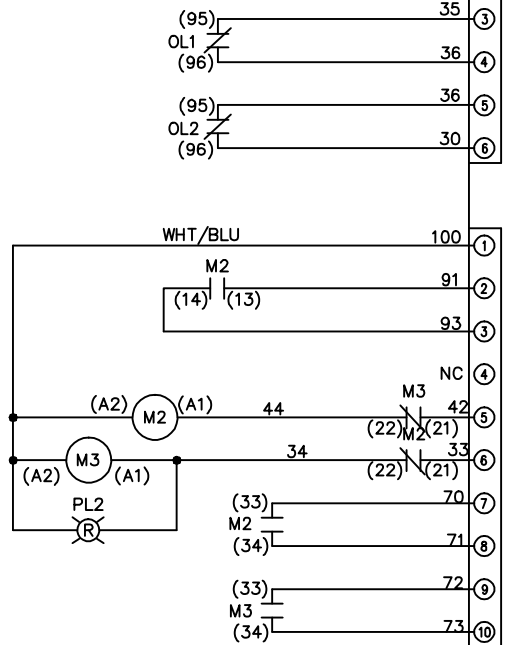
| CONTACT SEQUENCE CHART FOR S1 X INDICATES CONTACT CLOSED | | | |
|---|-------|-----|--------|
| CONTACT POSITION | DRIVE | OFF | BYPASS |
| 13-14 | | | X |
| 23-24 | X | | |

NOTICE -
THIS DRAWING IS PROPRIETARY AND SHALL NOT BE COPIED OR ITS CONTENTS DISCLOSED TO OUTSIDE PARTIES WITHOUT THE WRITTEN CONSENT OF THE TRANE COMPANY

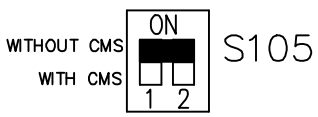
DRN JNW
2/14/07
APR

NAME 208-600VOLT,2C,MAIN&DRIVE DISC
FUSIBLE,EMB1,FRAME A2-A3
,REACTOR,DUAL MTR

MODEL
PAGE 2 OF 2
SIZE A
DWG NO. 174U9239
THE TRANE COMPANY
A DIVISION OF
AMERICAN STANDARD INC.



FACTORY SETTING



CUSTOMER CONNECTIONS X55,X56
CLASS 2 POWER SOURCE
REQUIRED FOR FIELD CONNECTION
USE CLASS 1 CONDUCTORS
CONDUCTOR SIZE 28-14 AWG