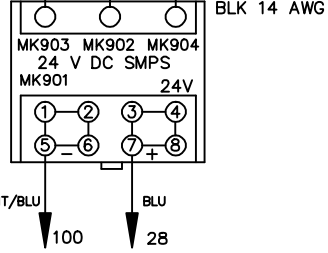
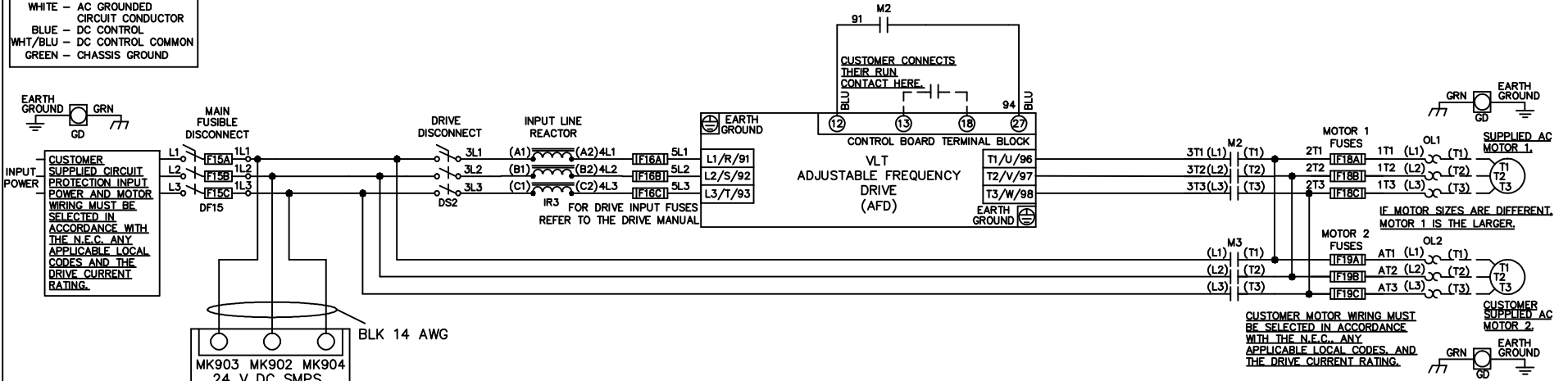


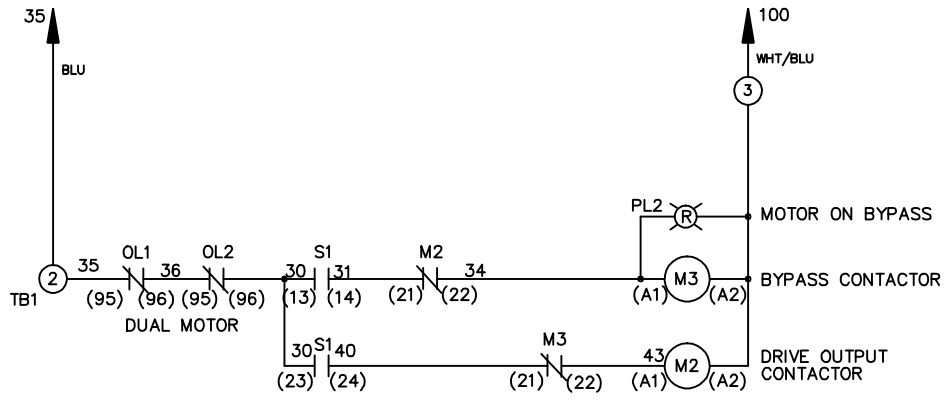
**WIRE COLOR SCHEME**  
 BLACK - LINE VOLTAGE  
 RED - AC CONTROL  
 WHITE - AC GROUNDED  
 CIRCUIT CONDUCTOR  
 BLUE - DC CONTROL  
 WHT/BLU - DC CONTROL COMMON  
 GREEN - CHASSIS GROUND

\* ALL CONTROL WIRES ARE BLUE EXCEPT WHERE NOTED.



CONTACT SEQUENCE CHART FOR S1  
 X INDICATES CONTACT CLOSED

POSITION	DRIVE	OFF	BYPASS
CONTACT 13-14			X
CONTACT 23-24	X		



**CUSTOMER SUPPLIED SAFETY INTERLOCK, FACTORY JUMPERED**  
 24 VDC, 2 A

WARNING DO NOT CONNECT ANY EXTERNAL DEVICES TO 28, 35, AND 100

-NOTICE-			DRNJNW	NAME 208-600VOLT, 2C, MAIN&DRIVE DISC FUSIBLE, EMB, FRAME A2-A3 , REACTOR, DUAL MTR			THE TRANE COMPANY A DIVISION OF AMERICAN STANDARD INC.		
THIS DRAWING IS PROPRIETARY AND SHALL NOT BE COPIED OR ITS CONTENTS DISCLOSED TO OUTSIDE PARTIES WITHOUT THE WRITTEN CONSENT OF THE TRANE COMPANY			2/14/07						
A	SP08061	10/08	APR	MODEL	PAGE 1 OF 1	SIZE A	DWG NO.	174U9240	
REV	ECN	DATE							