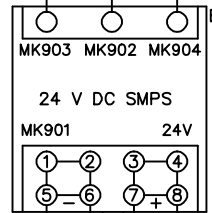
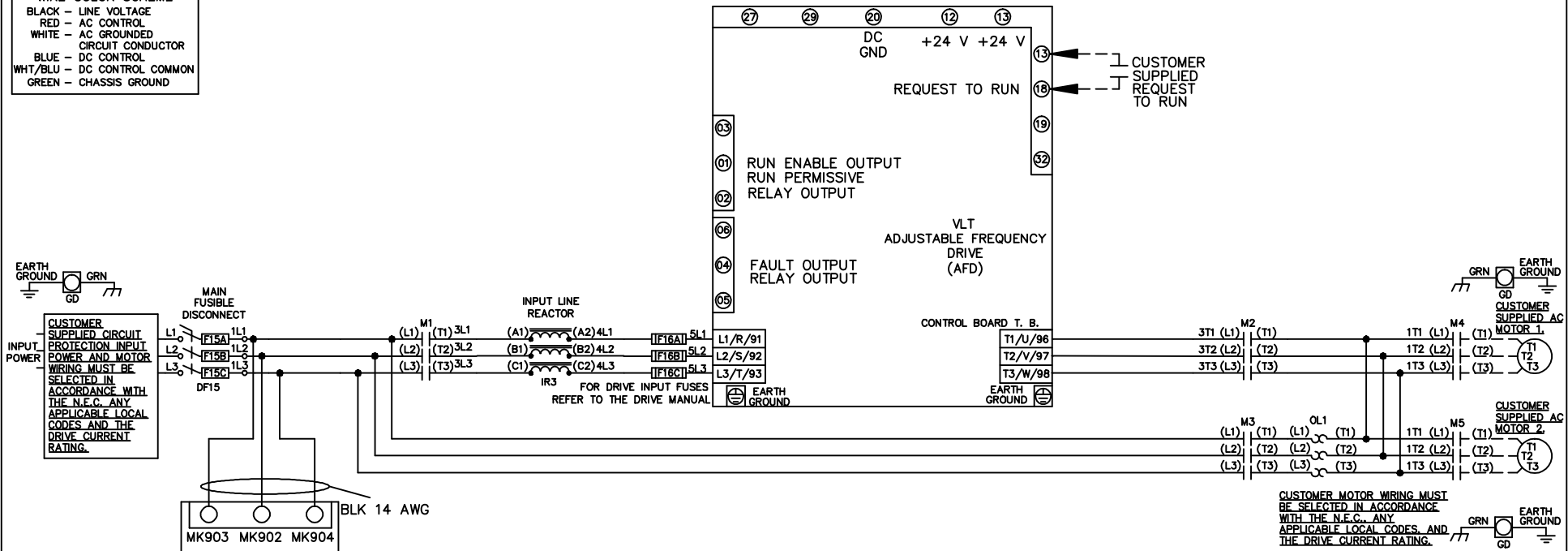
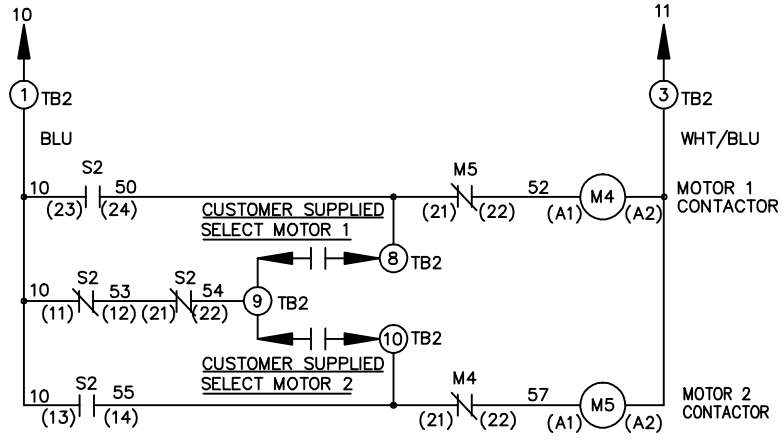
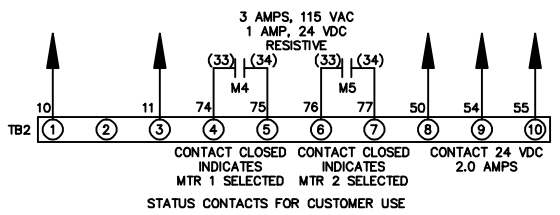


WIRE COLOR SCHEME
 BLACK - LINE VOLTAGE
 RED - AC CONTROL
 WHITE - AC GROUNDED
 BLUE - DC CONTROL
 WHT/BLU - DC CONTROL COMMON
 GREEN - CHASSIS GROUND



CONNECTS TO TB2 TERMINAL BLOCK



| CONTACT | POSITION | MOTOR 1 | AUTO | MOTOR 2 |
|---------|----------|---------|------|---------|
| 11-12 | | X | X | |
| 13-14 | | | | X |
| 21-22 | | | X | X |
| 23-24 | | X | | |

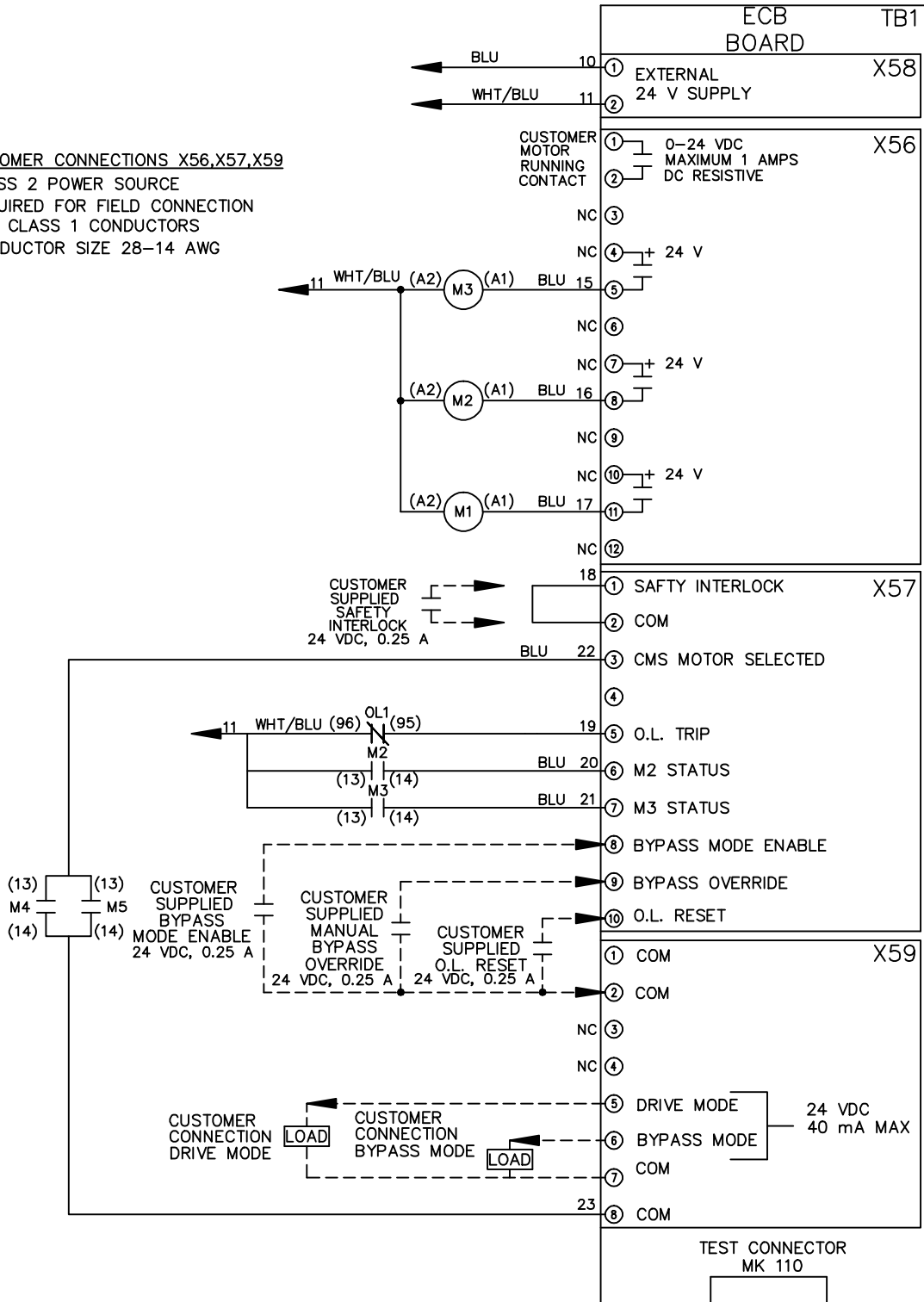
| | | | | | | | | | | |
|-----|---------|-------|---|--|--------------------|-----|--|-------------|--|------------------|
| | | | -NOTICE- | | DRN JNW 2/14/07 | | NAME 208-600VOLT,3C,MAIN DISC FUSIBLE,ECB,FRAME A2-A3 ,REACTOR,CMS | | THE TRANE COMPANY A DIVISION OF AMERICAN STANDARD INC. | |
| A | SP08061 | 10/08 | THIS DRAWING IS PROPRIETARY AND SHALL NOT BE COPIED OR ITS CONTENTS DISCLOSED TO OUTSIDE PARTIES WITHOUT THE WRITTEN CONSENT OF THE TRANE COMPANY | | | APR | MODEL | PAGE 1 OF 2 | SIZE A | DWG NO. 174U9265 |
| REV | ECN | DATE | | | | | | | | |

| | | | | |
|-----|---------|-----|-------|------|
| REV | A | ECN | 10/08 | DATE |
| | SP08066 | | | |

THIS DRAWING IS PROPRIETARY AND SHALL NOT BE COPIED OR ITS CONTENTS DISCLOSED TO OUTSIDE PARTIES WITHOUT THE WRITTEN CONSENT OF THE TRANE COMPANY

-NOTICE-

CUSTOMER CONNECTIONS X56,X57,X59
 CLASS 2 POWER SOURCE
 REQUIRED FOR FIELD CONNECTION
 USE CLASS 1 CONDUCTORS
 CONDUCTOR SIZE 28-14 AWG



DRN JNW
 2/14/07
 APR

NAME 208-600VOLT, 3C, MAIN DISC
 FUSIBLE, ECB, FRAME A2-A3
 , REACTOR, CMS

MODEL
 PAGE 2 OF 2
 SIZE A
 DWG NO. 174U9265

THE TRANE COMPANY
 A DIVISION OF
 AMERICAN STANDARD INC.