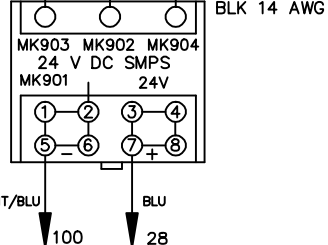
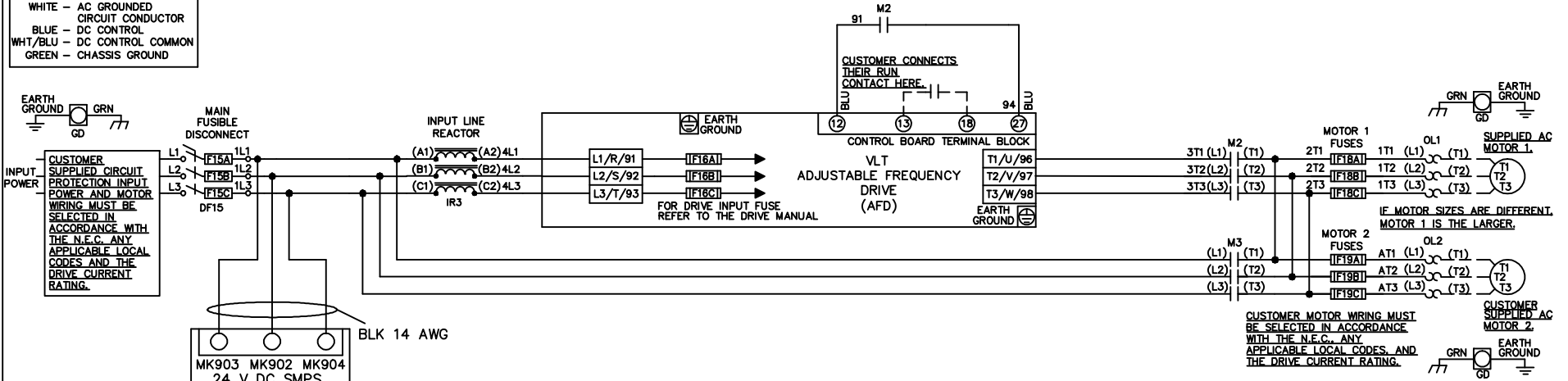


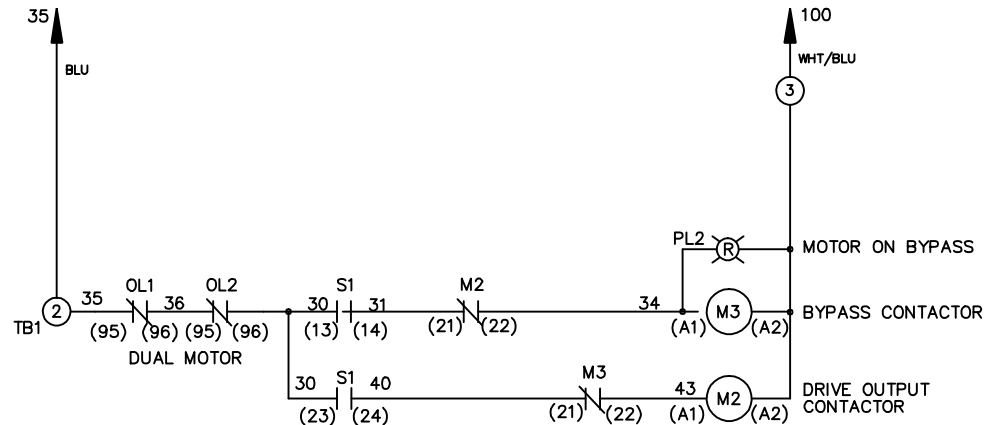
**WIRE COLOR SCHEME**  
 BLACK - LINE VOLTAGE  
 RED - AC CONTROL  
 WHITE - AC GROUNDED  
 CIRCUIT CONDUCTOR  
 BLUE - DC CONTROL  
 WHT/BLU - DC CONTROL COMMON  
 GREEN - CHASSIS GROUND

\* ALL CONTROL WIRES ARE BLUE EXCEPT WHERE NOTED.



CONTACT SEQUENCE CHART FOR S1  
 X INDICATES CONTACT CLOSED

POSITION	DRIVE	OFF	BYPASS
CONTACT 13-14			X
CONTACT 23-24	X		



CUSTOMER SUPPLIED SAFETY INTERLOCK, FACTORY JUMPERED 24 VDC, 2 A

WARNING DO NOT CONNECT ANY EXTERNAL DEVICES TO 28, 35, AND 100

-NOTICE-			DRNJNW	NAME208-600VOLT,2C,MAIN DISC FUSIBLE,EMB,FRAME A5-B1 ,REACTOR,DUAL MTR		THE TRANE COMPANY A DIVISION OF AMERICAN STANDARD INC.	
THIS DRAWING IS PROPRIETARY AND SHALL NOT BE COPIED OR ITS CONTENTS DISCLOSED TO OUTSIDE PARTIES WITHOUT THE WRITTEN CONSENT OF THE TRANE COMPANY			2/14/07				
			APR	MODEL	PAGE 1 OF 1	SIZE A	DWG NO. 174U9320
REV	ECN	DATE					