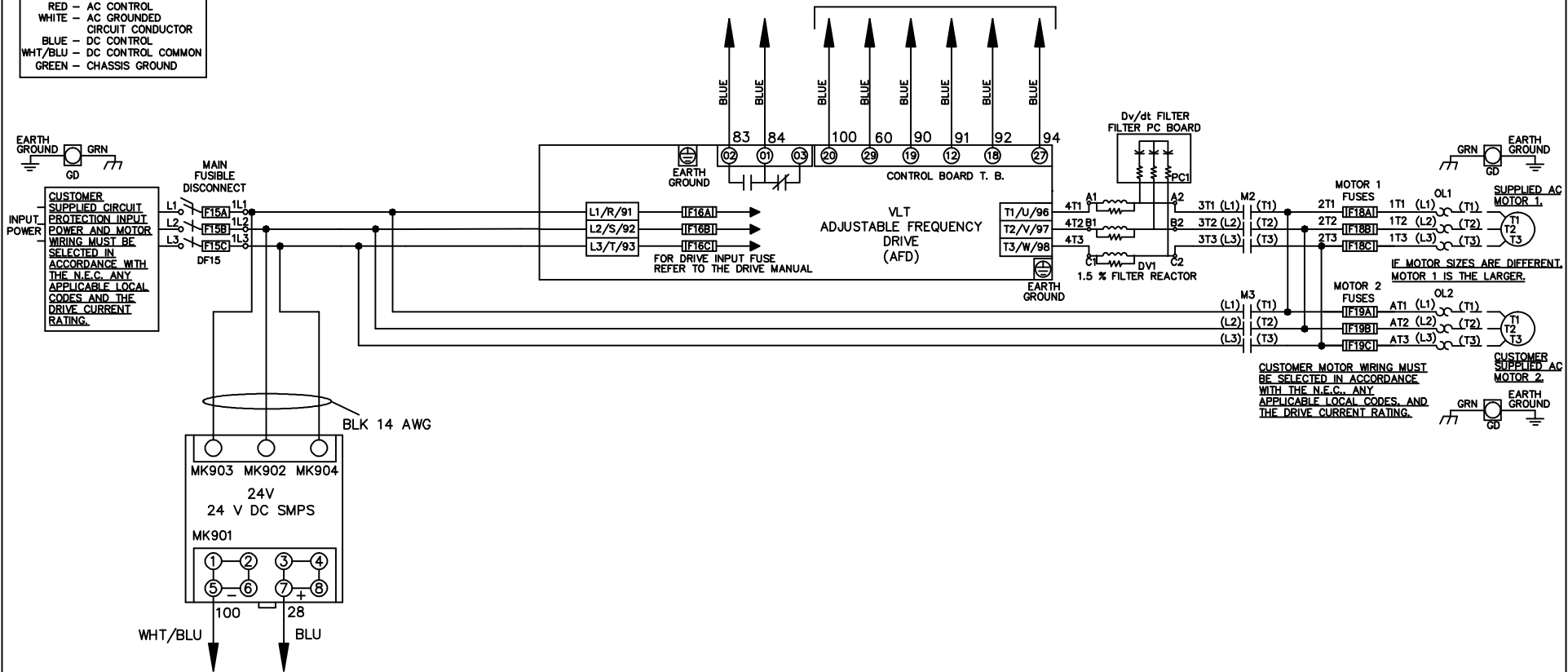


**WIRE COLOR SCHEME**  
 BLACK - LINE VOLTAGE  
 RED - AC CONTROL  
 WHITE - AC GROUNDED  
 WHITE - CIRCUIT CONDUCTOR  
 BLUE - DC CONTROL  
 WHT/BLU - DC CONTROL COMMON  
 GREEN - CHASSIS GROUND

\* ALL CONTROL WIRES ARE BLUE EXCEPT WHERE NOTED. TO ELECTROMECHANICAL RELAY BOARD



			-NOTICE-		DRN JNW 2/14/07		NAME 208-600VOLT, 2C, MAIN DISC FUSIBLE, EMB2, FRAME A5-B1 , Dvdt, DUAL MTR		THE TRANE COMPANY A DIVISION OF AMERICAN STANDARD INC.	
A	SP08061	10/08	THIS DRAWING IS PROPRIETARY AND SHALL NOT BE COPIED OR ITS CONTENTS DISCLOSED TO OUTSIDE PARTIES WITHOUT THE WRITTEN CONSENT OF THE TRANE COMPANY		APR	MODEL	PAGE 1 OF 2	SIZE A	DWG NO.	174U9322
REV	ECN	DATE								

REV	A	ECN	DATE
	SP08066		10/08

CONTACT SEQUENCE CHART FOR S1  
X INDICATES CONTACT CLOSED

CONTACT	POSITION
13-14	DRIVE
23-24	OFF
	BYPASS
	X

THIS DRAWING IS PROPRIETARY AND SHALL NOT BE COPIED OR ITS CONTENTS DISCLOSED TO OUTSIDE PARTIES WITHOUT THE WRITTEN CONSENT OF THE TRANE COMPANY

NOTICE -

DRN JNW  
2/14/07

NAME 208-600VOLT, 2C, MAIN DISC  
FUSIBLE, EMB2, FRAME A5-B1  
, DVD1, DUAL MTR

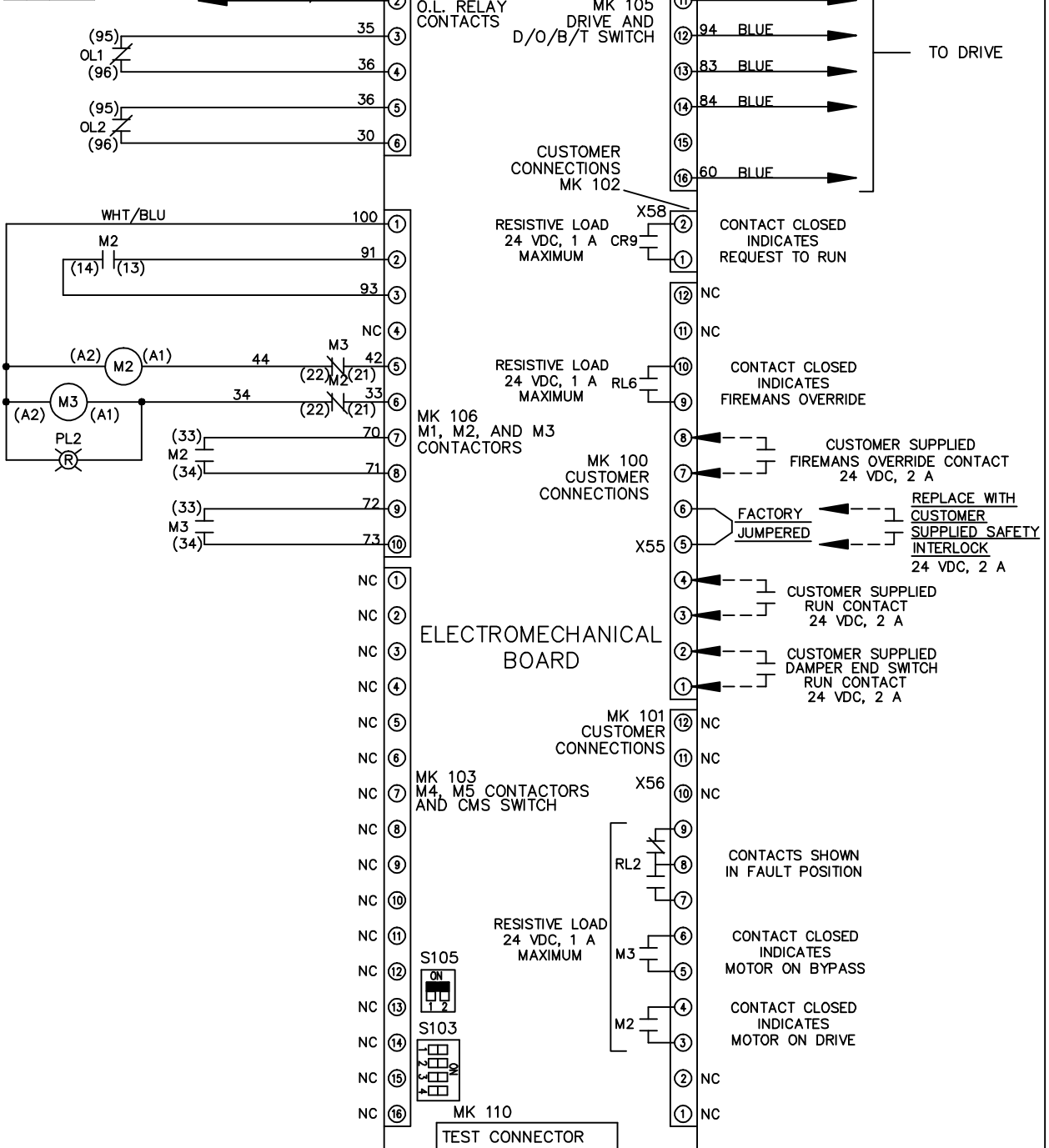
PAGE 2 OF 2

SIZE A

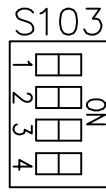

DWG NO.

174U9322

THE TRANE COMPANY  
A DIVISION OF  
AMERICAN STANDARD INC.



CUSTOMER CONNECTIONS X55, X56, X58  
CLASS 2 POWER SOURCE  
REQUIRED FOR FIELD CONNECTION  
USE CLASS 1 CONDUCTORS  
CONDUCTOR SIZE 28-14 AWG



CUSTOMER SETTING  
AUTOMATIC BYPASS TIME SELECT

- ONLY # 1 ON 30 SECONDS
- ONLY # 2 ON 60 SEC.
- ONLY # 3 ON 300 SEC
- ALL ON 15 SEC.
- ALL OFF NO AUTO BYPASS (FACTORY DEFAULT)