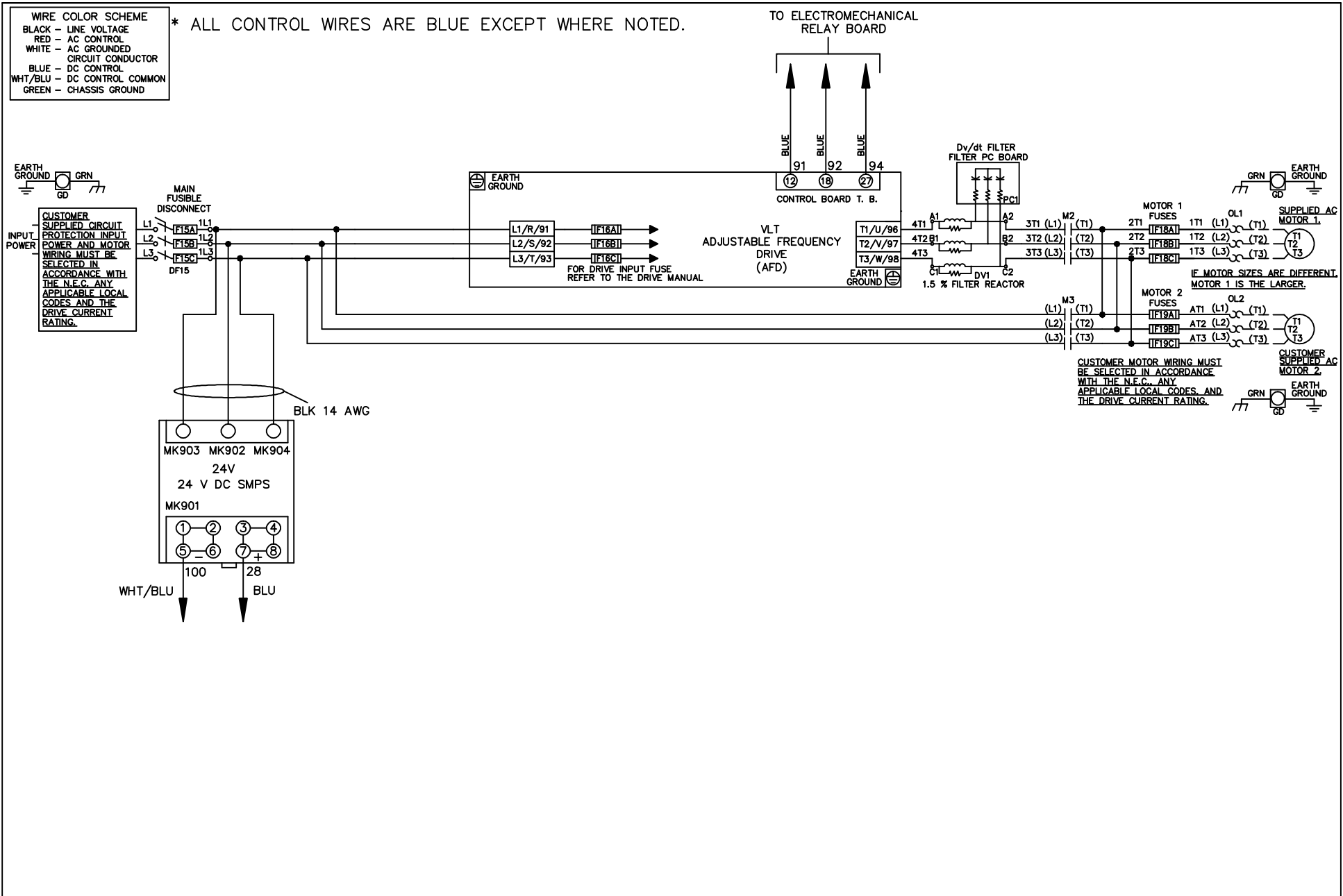


WIRE COLOR SCHEME
 BLACK - LINE VOLTAGE
 RED - AC CONTROL
 WHITE - AC GROUNDED
 CIRCUIT CONDUCTOR
 BLUE - DC CONTROL
 WHT/BLU - DC CONTROL COMMON
 GREEN - CHASSIS GROUND

* ALL CONTROL WIRES ARE BLUE EXCEPT WHERE NOTED.

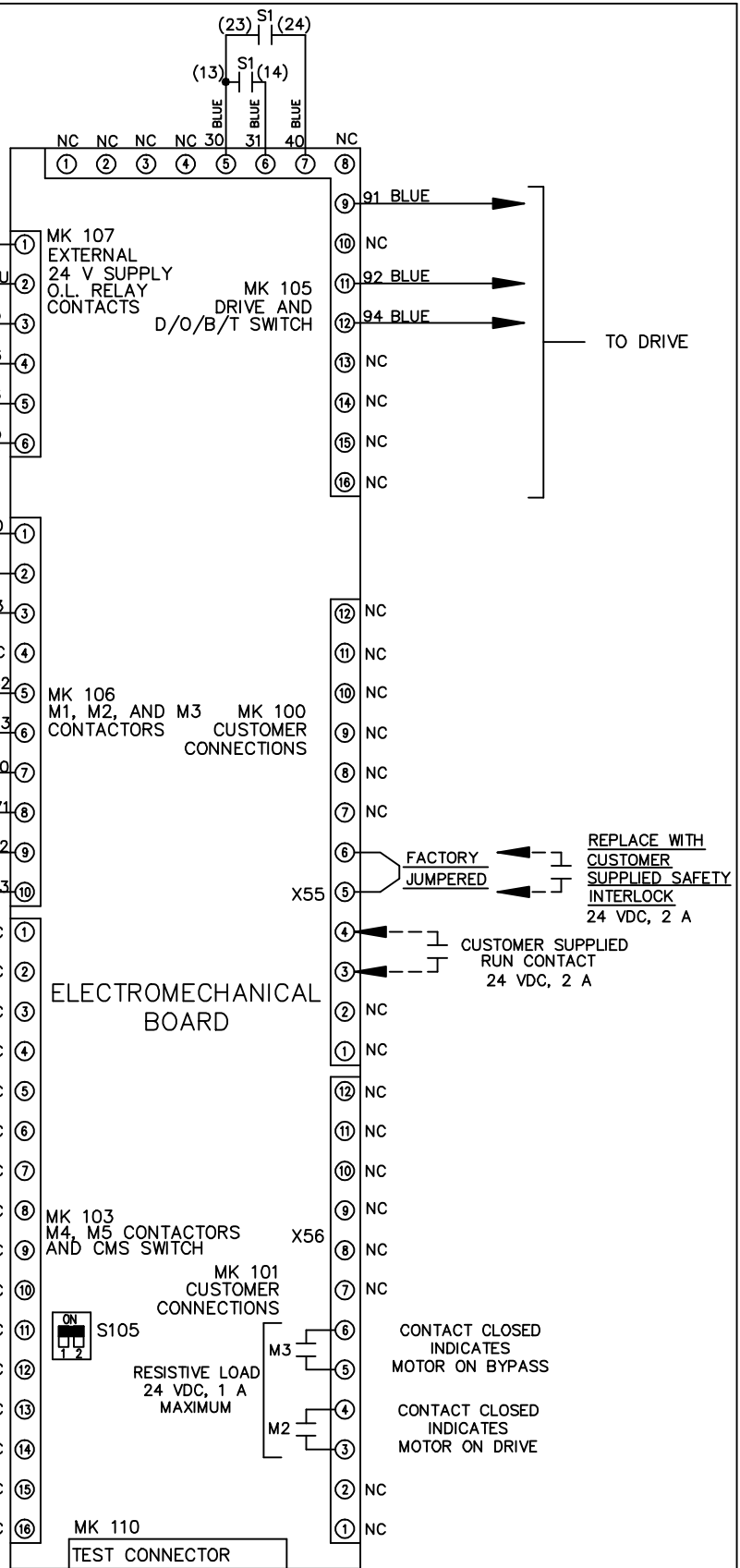
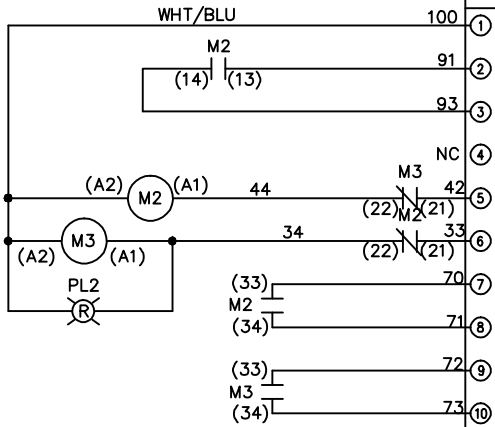
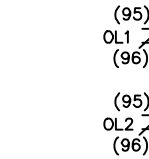


			-NOTICE-		DRN JNW 2/14/07		NAME 208-600VOLT, 2C, MAIN DISC FUSIBLE, EMB1, FRAME A5-B1 , DVDT, DUAL MTR		THE TRANE COMPANY A DIVISION OF AMERICAN STANDARD INC.	
A	SP08061	10/08	THIS DRAWING IS PROPRIETARY AND SHALL NOT BE COPIED OR ITS CONTENTS DISCLOSED TO OUTSIDE PARTIES WITHOUT THE WRITTEN CONSENT OF THE TRANE COMPANY			APR	MODEL	PAGE 1 OF 2	SIZE A	DWG NO. 174U9323
REV	ECN	DATE								

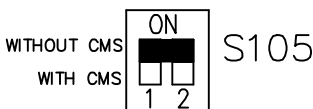
REV	ECN	DATE	<p align="center">-NOTICE-</p> <p align="center">THIS DRAWING IS PROPRIETARY AND SHALL NOT BE COPIED OR ITS CONTENTS DISCLOSED TO OUTSIDE PARTIES WITHOUT THE WRITTEN CONSENT OF THE TRANE COMPANY</p>			DRN	JNW	2/14/07	APR	NAME	208-600VOLT, 2C, MAIN DISC FUSIBLE, EMB1, FRAME A5-B1, DVDI, DUAL MTR	MODEL	PAGE	2	OF	2	SIZE	A	DWG	NO.	174U9323	THE TRANE COMPANY A DIVISION OF AMERICAN STANDARD INC.
A	SP08066	10/08																				

CONTACT SEQUENCE CHART FOR SI
X INDICATES CONTACT CLOSED

CONTRACT POSITION	DRIVE	OFF	BYPASS
13-14			X
23-24	X		



FACTORY SETTING



CUSTOMER CONNECTIONS X55, X56
CLASS 2 POWER SOURCE
REQUIRED FOR FIELD CONNECTION
USE CLASS 1 CONDUCTORS
CONDUCTOR SIZE 28-14 AWG