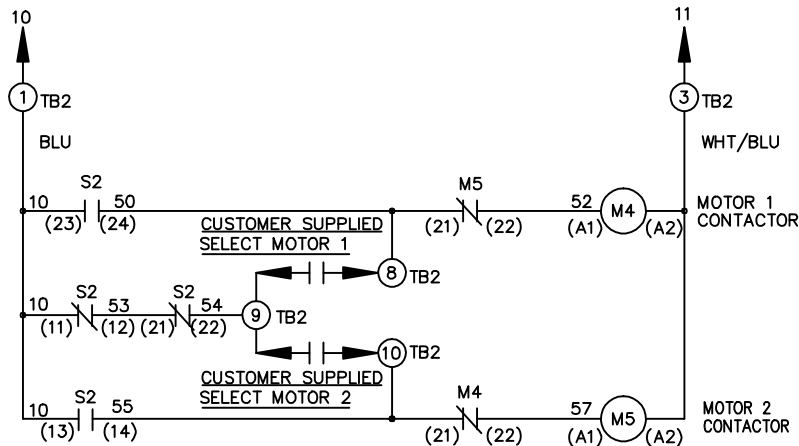
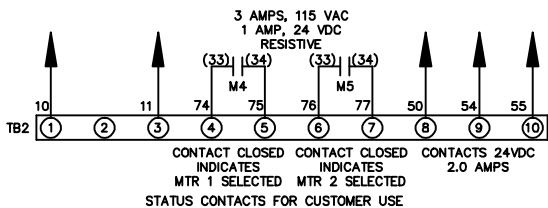
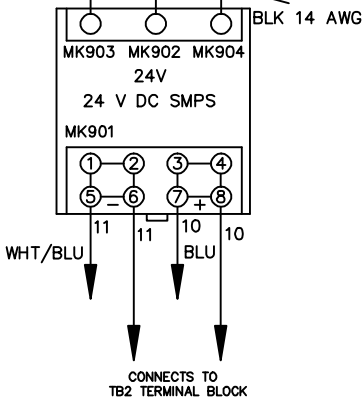
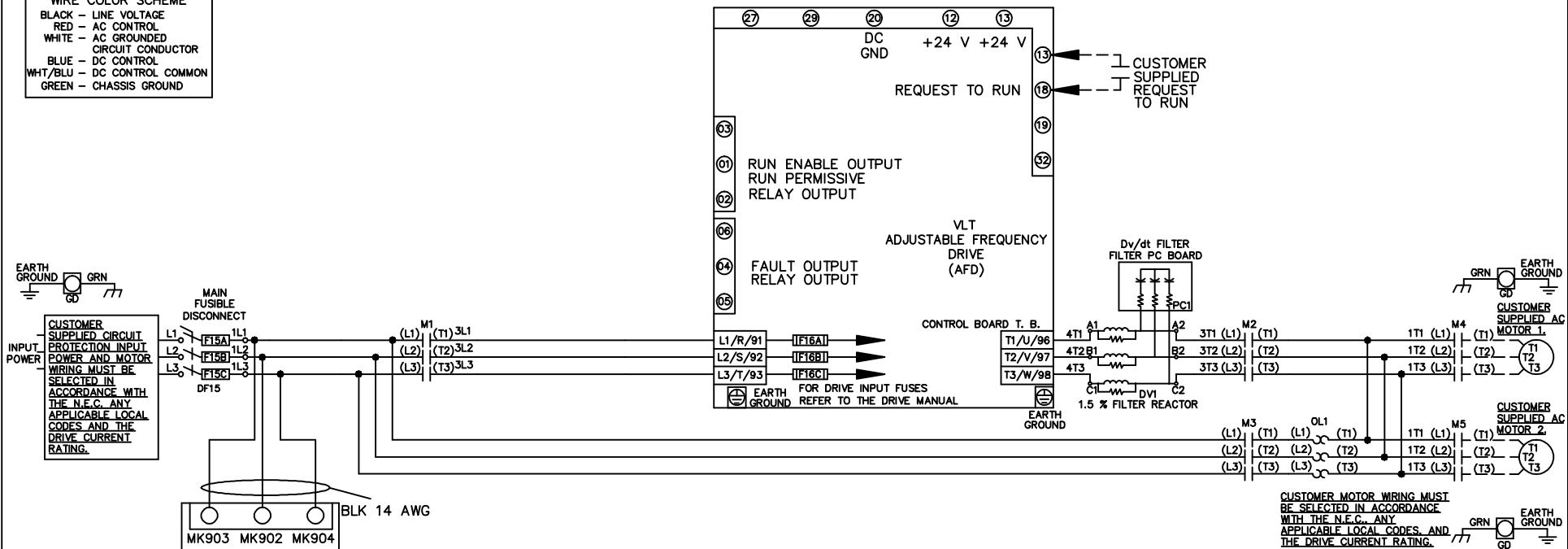


| WIRE COLOR SCHEME | |
|-------------------|---------------------|
| BLACK | - LINE VOLTAGE |
| RED | - AC CONTROL |
| WHITE | - AC GROUNDED |
| BLUE | - DC CONTROL |
| BLU/WH | - DC CONTROL COMMON |
| GREEN | - CHASSIS GROUND |



CONTACT SEQUENCE CHART FOR S2
X INDICATES CONTACT CLOSED

| POSITION | MOTOR 1 | AUTO | MOTOR 2 |
|----------|---------|------|---------|
| 11-12 | X | X | |
| 13-14 | | | X |
| 21-22 | | X | X |
| 23-24 | X | | |

-NOTICE-

THIS DRAWING IS PROPRIETARY AND SHALL NOT BE COPIED OR ITS CONTENTS DISCLOSED TO OUTSIDE PARTIES WITHOUT THE WRITTEN CONSENT OF THE TRANE COMPANY

DRN JNW
2/14/07

APR

NAME 208-600VOLT,3C,MAIN DISC
FUSIBLE,ECB,FRAME A5-B1
,DVDT,CMS

MODEL

THE TRANE COMPANY
A DIVISION OF
AMERICAN STANDARD INC.

| | | |
|-----|---------|-------|
| REV | ECN | DATE |
| A | SP08061 | 10/08 |

PAGE 1 OF 2

SIZE A

DWG NO.

174U9389

| | | |
|-----|---------|-------|
| REV | ECN | DATE |
| A | SP08066 | 10/08 |

THIS DRAWING IS PROPRIETARY AND SHALL NOT BE COPIED OR ITS CONTENTS DISCLOSED TO OUTSIDE PARTIES WITHOUT THE WRITTEN CONSENT OF THE TRANE COMPANY

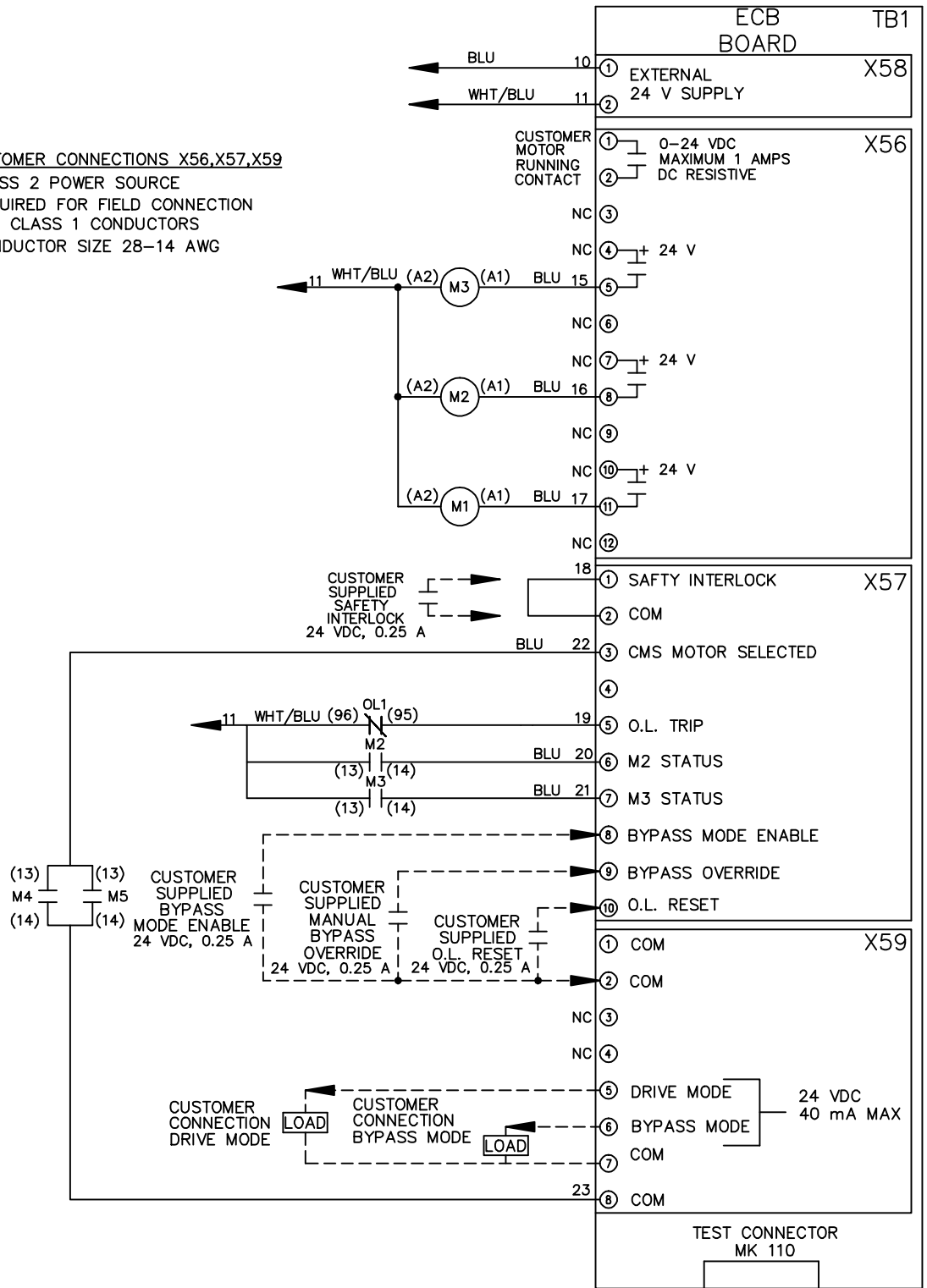
DRN JNW
 2/14/07
 APR

NAME 208-600VOLT,3C,MAIN DISC
 FUSIBLE,ECB,FRAME A5-B1
 ,DVDT,CMS

MODEL
 PAGE 2 OF 2
 SIZE A
 DWG NO. 174U9389

CUSTOMER CONNECTIONS X56,X57,X59
 CLASS 2 POWER SOURCE
 REQUIRED FOR FIELD CONNECTION
 USE CLASS 1 CONDUCTORS
 CONDUCTOR SIZE 28-14 AWG

- NOTICE -



THE TRANE COMPANY
 A DIVISION OF
 AMERICAN STANDARD INC.