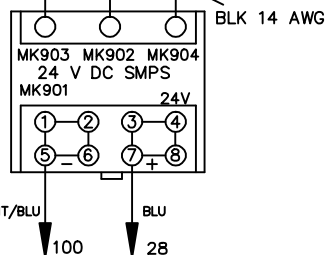
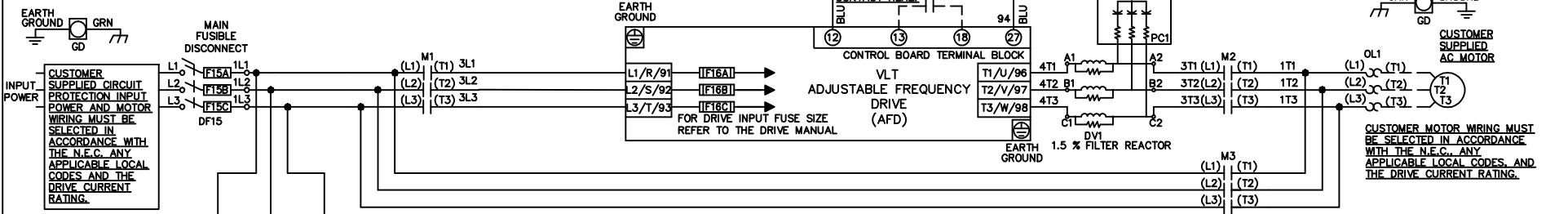


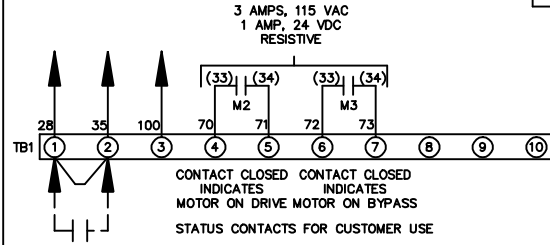
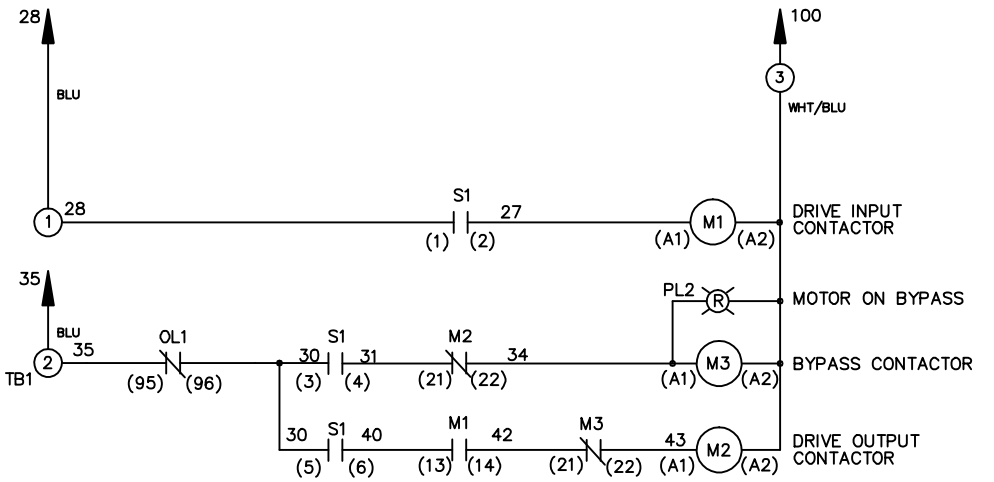
**WIRE COLOR SCHEME**  
 BLACK - LINE VOLTAGE  
 RED - AC CONTROL  
 WHITE - AC GROUNDED  
 BLUE - DC CONTROL  
 WHT/BLU - DC CONTROL COMMON  
 GREEN - CHASSIS GROUND

\* ALL CONTROL WIRES ARE BLUE EXCEPT WHERE NOTED.



CONTACT SEQUENCE CHART FOR S1  
 X INDICATES CONTACT CLOSED

| POSITION | DRIVE | OFF | BYPASS | TEST |
|----------|-------|-----|--------|------|
| 1-2      | X     |     |        | X    |
| 3-4      |       |     | X      | X    |
| 5-6      | X     |     |        |      |
| 7-8      |       |     |        | X    |



CUSTOMER SUPPLIED SAFETY INTERLOCK, FACTORY JUMPERED 24 VDC, 2 A

WARNING DO NOT CONNECT ANY EXTERNAL DEVICES TO 28, 35, AND 100

|     |         |       |   |  |                   |     |   |             |  |                  |
|-----|---------|-------|---|--|-------------------|-----|---|-------------|--|------------------|
|     |         |       | -NOTICE-  |  | DRNJNW<br>2/14/07 |     | NAME208-600VOLT,3C,MAIN DISC<br>FUSIBLE,EMB,FRAME A5-B1<br>,DVDT,SINGLE MTR |             | THE TRANE COMPANY<br>A DIVISION OF<br>AMERICAN STANDARD INC. |                  |
| A   | SP08061 | 10/08 | THIS DRAWING IS PROPRIETARY AND SHALL NOT BE COPIED OR ITS CONTENTS DISCLOSED TO OUTSIDE PARTIES WITHOUT THE WRITTEN CONSENT OF THE TRANE COMPANY |  |                   | APR | MODEL   | PAGE 1 OF 1 | SIZE A   | DWG NO. 174U9416 |
| REV | ECN     | DATE  |   |  |                   |     |   |             |  |                  |